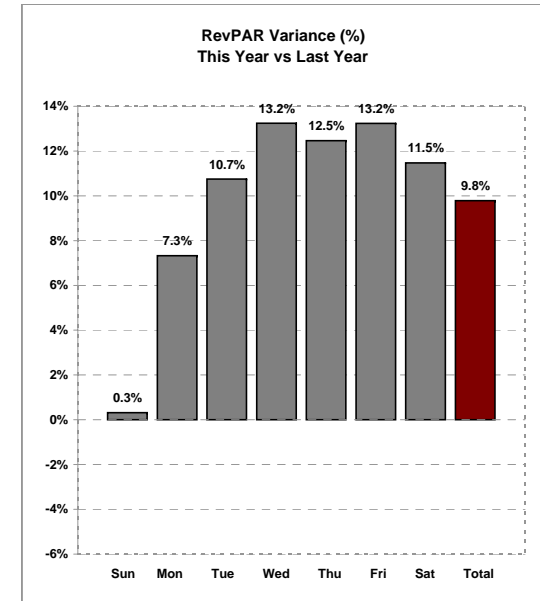
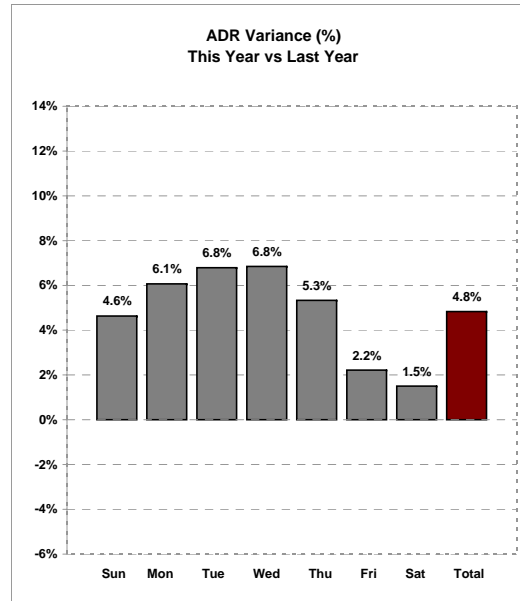
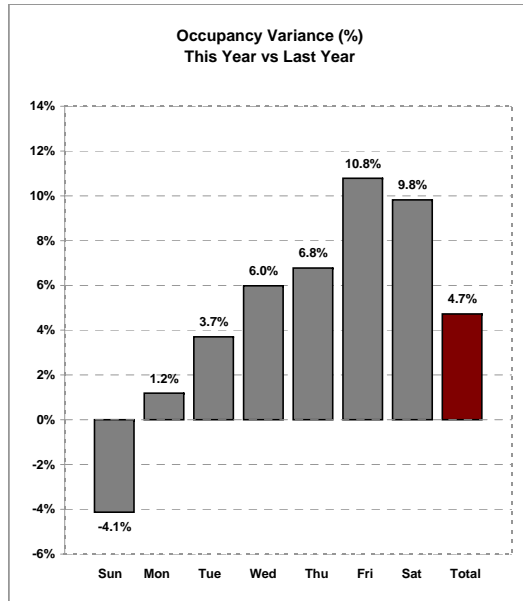




Weekly Lodging Report - Total United States - Week of December 17, 2006 - December 23, 2006

	Actual Dec 17, 2006 - Dec 23, 2006								Percent Change from Previous Year							
	17-Dec-06	18-Dec-06	19-Dec-06	20-Dec-06	21-Dec-06	22-Dec-06	23-Dec-06	Total	18-Dec-05	19-Dec-05	20-Dec-05	21-Dec-05	22-Dec-05	23-Dec-05	24-Dec-05	Total
	Sun	Mon	Tue	Wed	Thu	Fri	Sat	Week	Sun	Mon	Tue	Wed	Thu	Fri	Sat	Week
Occupancy	35.1%	45.2%	45.9%	43.2%	39.4%	40.1%	38.9%	41.1%	-4.1%	1.2%	3.7%	6.0%	6.8%	10.8%	9.8%	4.7%
Average Daily Rate	\$86.48	\$88.13	\$87.07	\$84.44	\$82.43	\$83.96	\$87.38	\$85.74	4.6%	6.1%	6.8%	6.8%	5.3%	2.2%	1.5%	4.8%
Revenue Per Available Room	\$30.39	\$39.82	\$39.99	\$36.51	\$32.48	\$33.68	\$34.02	\$35.27	0.3%	7.3%	10.7%	13.2%	12.5%	13.2%	11.5%	9.8%



Source: Smith Travel Research

You may quote this data when properly attributing it to Smith Travel Research, Inc.
For additional information about specific markets or STR chain scales please contact STR at 615-824-8664, or e-mail: info@smithtravelresearch.com.

Date Created: December 29, 2006