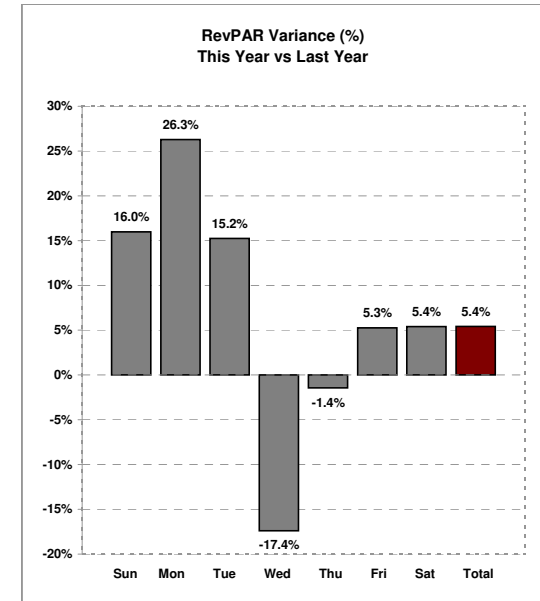
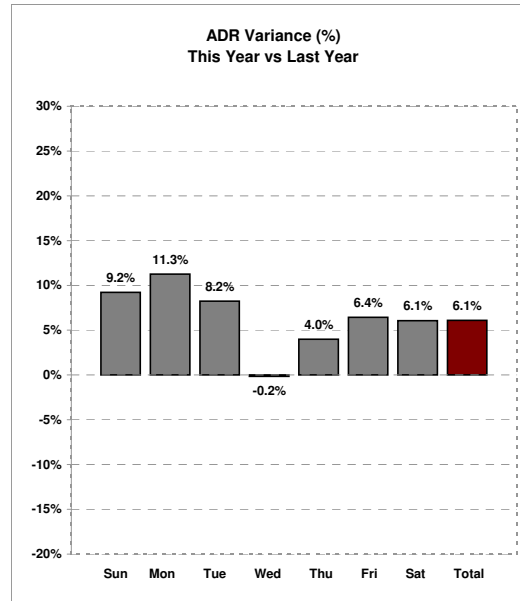
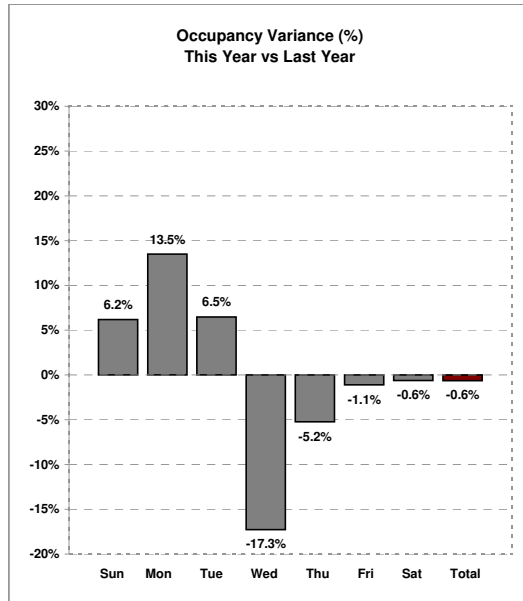




Weekly Lodging Report - Total United States - Week of October 28, 2007 - November 03, 2007

	Actual Oct 28, 2007 - Nov 03, 2007								Percent Change from Previous Year							
	28-Oct-07	29-Oct-07	30-Oct-07	31-Oct-07	1-Nov-07	2-Nov-07	3-Nov-07	Total	29-Oct-06	30-Oct-06	31-Oct-06	1-Nov-06	2-Nov-06	3-Nov-06	4-Nov-06	Total
	Sun	Mon	Tue	Wed	Thu	Fri	Sat	Week	Sun	Mon	Tue	Wed	Thu	Fri	Sat	Week
Occupancy	47.4%	60.4%	58.6%	55.8%	62.5%	68.3%	70.3%	60.4%	6.2%	13.5%	6.5%	-17.3%	-5.2%	-1.1%	-0.6%	-0.6%
Average Daily Rate	\$105.66	\$107.80	\$105.19	\$103.20	\$107.15	\$104.22	\$105.02	\$105.46	9.2%	11.3%	8.2%	-0.2%	4.0%	6.4%	6.1%	6.1%
Revenue Per Available Room	\$50.13	\$65.09	\$61.61	\$57.56	\$66.94	\$71.20	\$73.86	\$63.75	16.0%	26.3%	15.2%	-17.4%	-1.4%	5.3%	5.4%	5.4%



Source: Smith Travel Research

You may quote this data when properly attributing it to Smith Travel Research, Inc.
For additional information about specific markets or STR chain scales please contact STR at 615-824-8664, or e-mail: info@smithtravelresearch.com.

Date Created: November 07, 2007