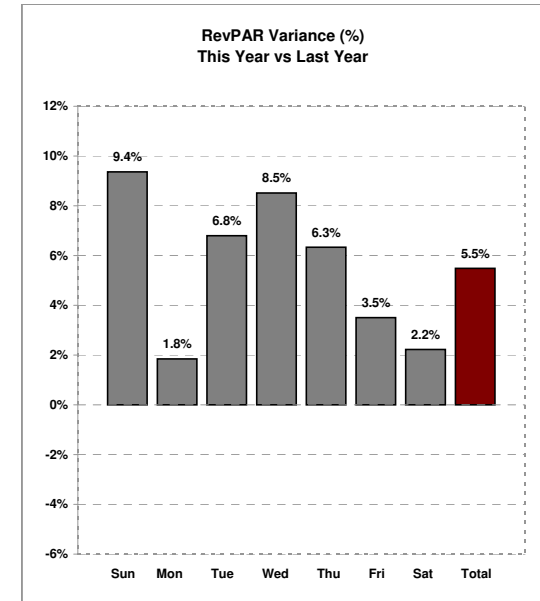
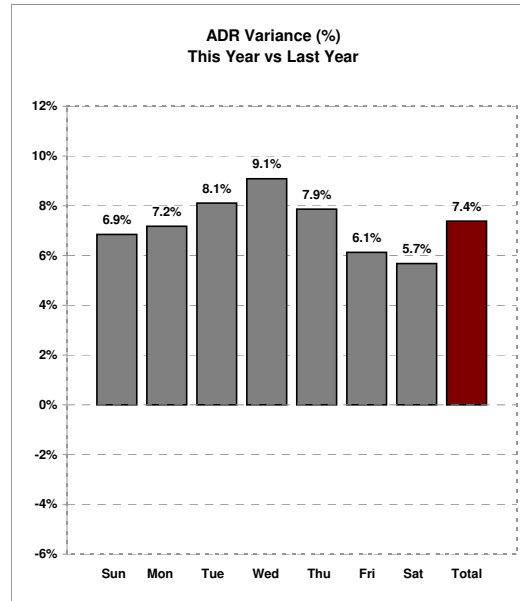
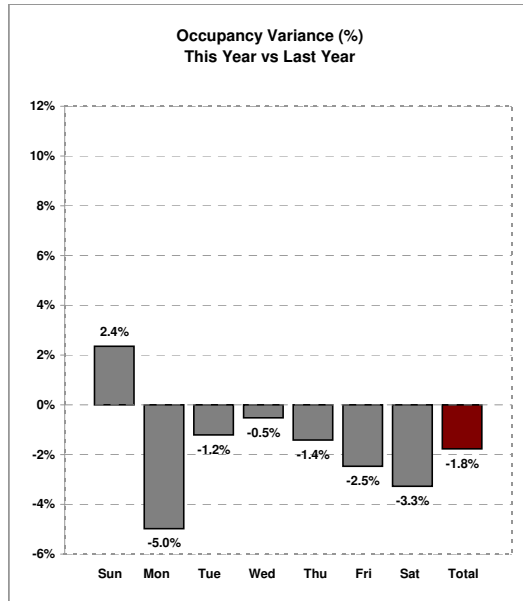




Weekly Lodging Report - Total United States - Week of November 11, 2007 - November 17, 2007

	Actual Nov 11, 2007 - Nov 17, 2007								Percent Change from Previous Year							
	11-Nov-07	12-Nov-07	13-Nov-07	14-Nov-07	15-Nov-07	16-Nov-07	17-Nov-07	Total	12-Nov-06	13-Nov-06	14-Nov-06	15-Nov-06	16-Nov-06	17-Nov-06	18-Nov-06	Total
	Sun	Mon	Tue	Wed	Thu	Fri	Sat	Week	Sun	Mon	Tue	Wed	Thu	Fri	Sat	Week
Occupancy	50.2%	62.6%	70.5%	71.2%	64.7%	63.0%	62.9%	63.6%	2.4%	-5.0%	-1.2%	-0.5%	-1.4%	-2.5%	-3.3%	-1.8%
Average Daily Rate	\$107.98	\$112.03	\$113.17	\$113.11	\$109.28	\$99.82	\$100.23	\$108.13	6.9%	7.2%	8.1%	9.1%	7.9%	6.1%	5.7%	7.4%
Revenue Per Available Room	\$54.17	\$70.16	\$79.81	\$80.49	\$70.66	\$62.90	\$63.02	\$68.75	9.4%	1.8%	6.8%	8.5%	6.3%	3.5%	2.2%	5.5%



Source: Smith Travel Research

You may quote this data when properly attributing it to Smith Travel Research, Inc.
For additional information about specific markets or STR chain scales please contact STR at 615-824-8664, or e-mail: info@smithtravelresearch.com.

Date Created: November 21, 2007