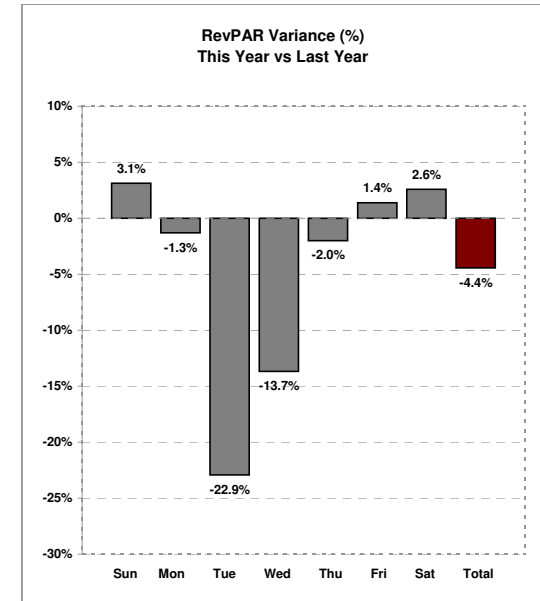
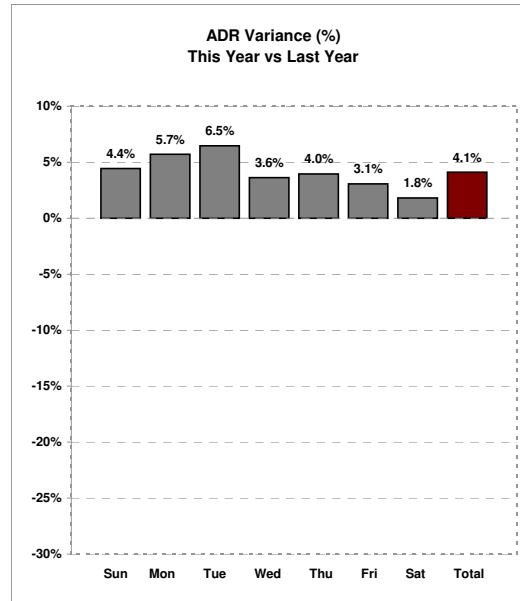
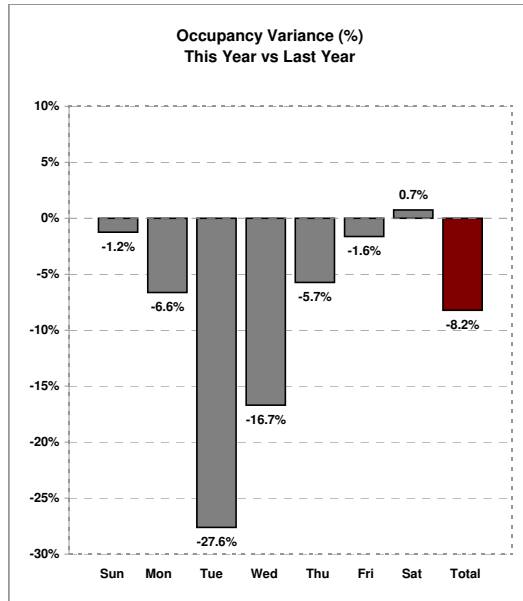




## Weekly Lodging Report - Total United States - Week of December 23, 2007 - December 29, 2007

	Actual Dec 23, 2007 - Dec 29, 2007								Percent Change from Previous Year							
	23-Dec-07	24-Dec-07	25-Dec-07	26-Dec-07	27-Dec-07	28-Dec-07	29-Dec-07	Total	24-Dec-06	25-Dec-06	26-Dec-06	27-Dec-06	28-Dec-06	29-Dec-06	30-Dec-06	Total
	Sun	Mon	Tue	Wed	Thu	Fri	Sat	Week	Sun	Mon	Tue	Wed	Thu	Fri	Sat	Week
<b>Occupancy</b>	33.4%	31.1%	31.4%	43.1%	50.9%	54.6%	55.5%	42.9%	-1.2%	-6.6%	-27.6%	-16.7%	-5.7%	-1.6%	0.7%	-8.2%
<b>Average Daily Rate</b>	\$94.69	\$97.68	\$99.16	\$98.83	\$101.15	\$105.80	\$109.23	\$101.87	4.4%	5.7%	6.5%	3.6%	4.0%	3.1%	1.8%	4.1%
<b>Revenue Per Available Room</b>	\$31.59	\$30.41	\$31.16	\$42.56	\$51.53	\$57.77	\$60.61	\$43.66	3.1%	-1.3%	-22.9%	-13.7%	-2.0%	1.4%	2.6%	-4.4%



Source: Smith Travel Research

You may quote this data when properly attributing it to Smith Travel Research, Inc.  
For additional information about specific markets or STR chain scales please contact STR at 615-824-8664, or e-mail: [info@smithtravelresearch.com](mailto:info@smithtravelresearch.com).

Date Created: January 03, 2008