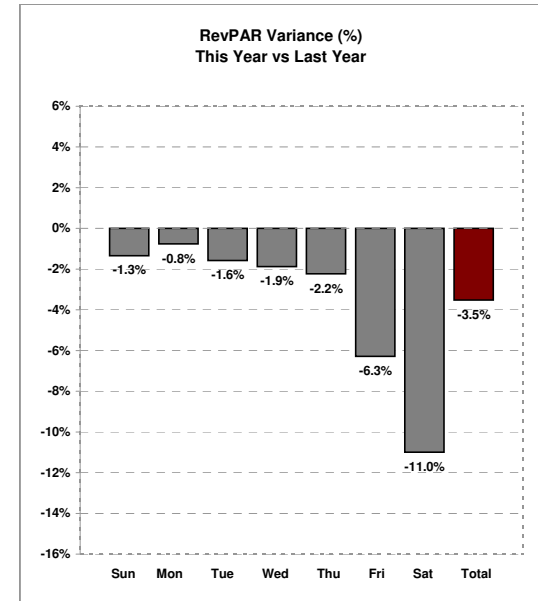
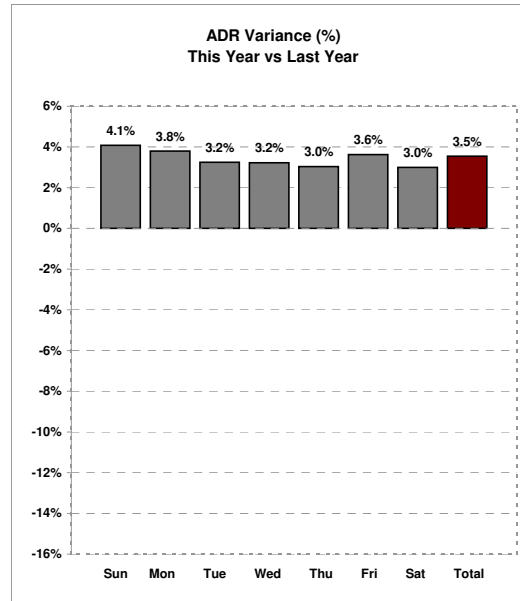
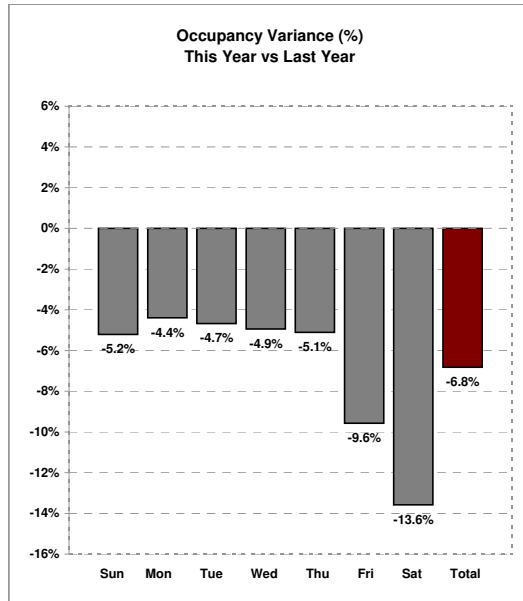




Weekly Lodging Report - Total United States - Week of January 06, 2008 - January 12, 2008

	Actual Jan 06, 2008 - Jan 12, 2008								Percent Change from Previous Year							
	6-Jan-08	7-Jan-08	8-Jan-08	9-Jan-08	10-Jan-08	11-Jan-08	12-Jan-08	Total	7-Jan-07	8-Jan-07	9-Jan-07	10-Jan-07	11-Jan-07	12-Jan-07	13-Jan-07	Total
	Sun	Mon	Tue	Wed	Thu	Fri	Sat	Week	Sun	Mon	Tue	Wed	Thu	Fri	Sat	Week
Occupancy	36.9%	52.5%	58.2%	58.6%	52.5%	48.5%	49.8%	51.0%	-5.2%	-4.4%	-4.7%	-4.9%	-5.1%	-9.6%	-13.6%	-6.8%
Average Daily Rate	\$107.70	\$110.49	\$109.92	\$109.05	\$104.66	\$97.61	\$98.79	\$105.63	4.1%	3.8%	3.2%	3.2%	3.0%	3.6%	3.0%	3.5%
Revenue Per Available Room	\$39.72	\$57.99	\$63.95	\$63.92	\$54.93	\$47.34	\$49.23	\$53.87	-1.3%	-0.8%	-1.6%	-1.9%	-2.2%	-6.3%	-11.0%	-3.5%



Source: Smith Travel Research

You may quote this data when properly attributing it to Smith Travel Research, Inc.
For additional information about specific markets or STR chain scales please contact STR at 615-824-8664, or e-mail: info@smithtravelresearch.com.

Date Created: January 16, 2008