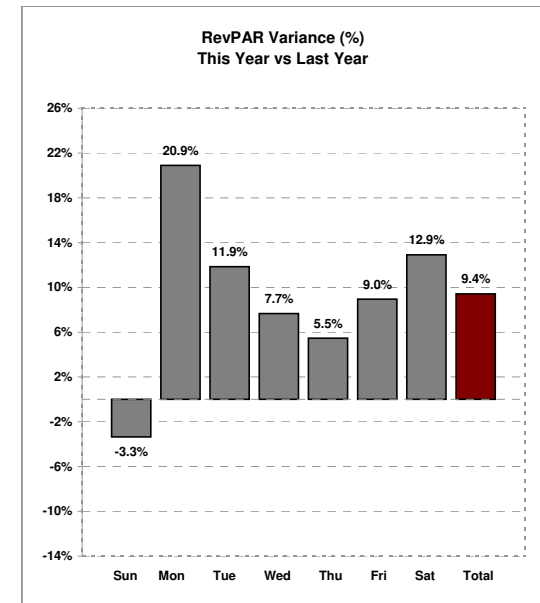
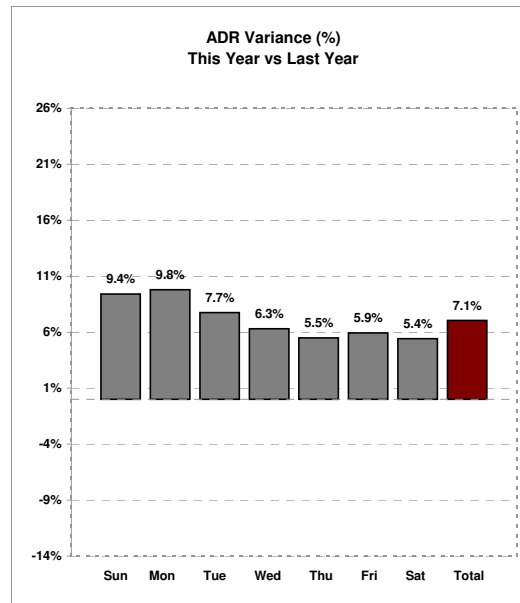
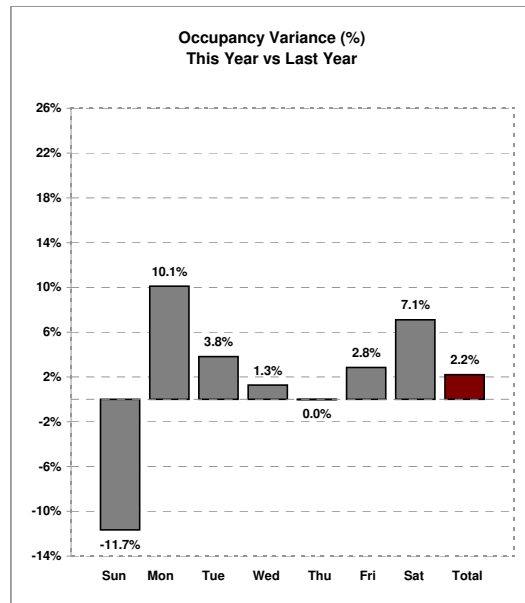




Weekly Lodging Report - Total United States - Week of January 13, 2008 - January 19, 2008

	Actual Jan 13, 2008 - Jan 19, 2008								Percent Change from Previous Year							
	13-Jan-08	14-Jan-08	15-Jan-08	16-Jan-08	17-Jan-08	18-Jan-08	19-Jan-08	Total	14-Jan-07	15-Jan-07	16-Jan-07	17-Jan-07	18-Jan-07	19-Jan-07	20-Jan-07	Total
	Sun	Mon	Tue	Wed	Thu	Fri	Sat	Week	Sun	Mon	Tue	Wed	Thu	Fri	Sat	Week
Occupancy	39.0%	55.3%	61.9%	62.5%	56.3%	55.2%	58.8%	55.6%	-11.7%	10.1%	3.8%	1.3%	0.0%	2.8%	7.1%	2.2%
Average Daily Rate	\$104.53	\$108.06	\$110.04	\$109.73	\$107.32	\$100.94	\$101.53	\$106.18	9.4%	9.8%	7.7%	6.3%	5.5%	5.9%	5.4%	7.1%
Revenue Per Available Room	\$40.80	\$59.79	\$68.12	\$68.54	\$60.45	\$55.76	\$59.66	\$59.02	-3.3%	20.9%	11.9%	7.7%	5.5%	9.0%	12.9%	9.4%



Source: Smith Travel Research

You may quote this data when properly attributing it to Smith Travel Research, Inc.
For additional information about specific markets or STR chain scales please contact STR at 615-824-8664, or e-mail: info@smithtravelresearch.com.

Date Created: January 24, 2008