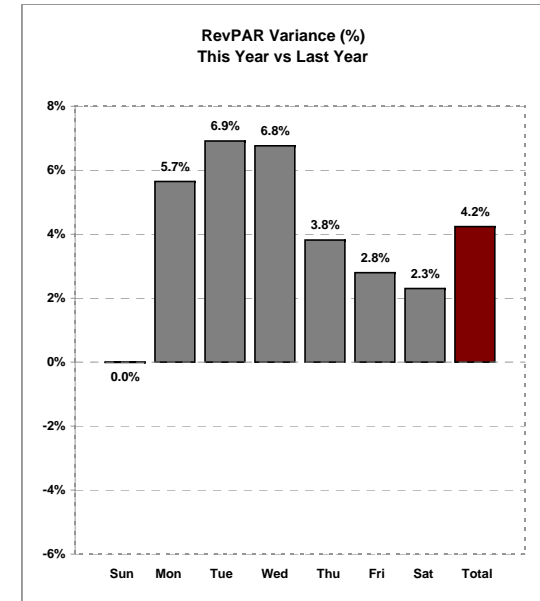
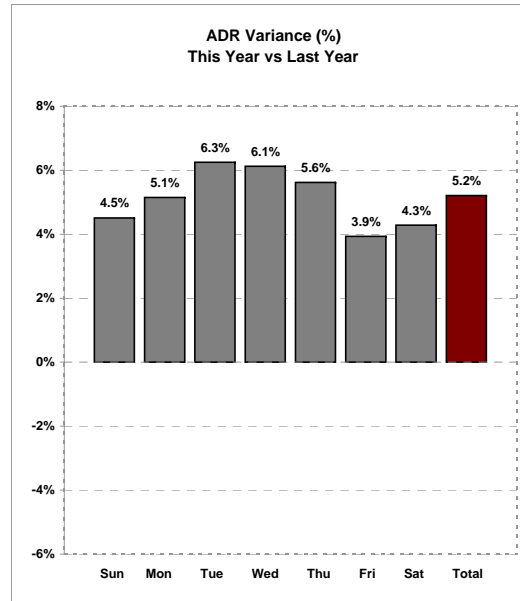
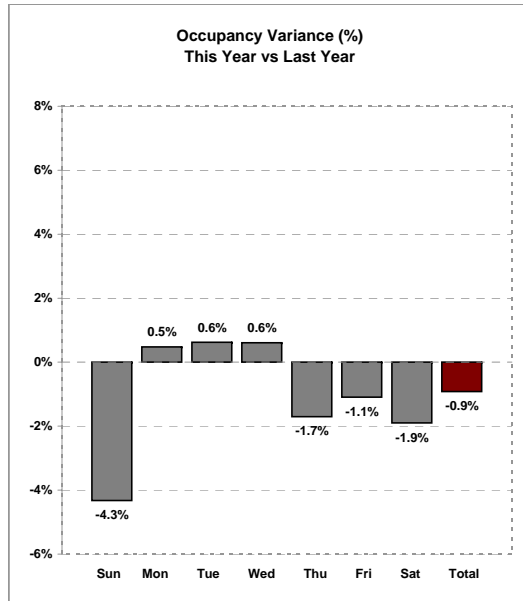




Weekly Lodging Report - Total United States - Week of February 24, 2008 - March 01, 2008

	Actual Feb 24, 2008 - Mar 01, 2008								Percent Change from Previous Year							
	24-Feb-08	25-Feb-08	26-Feb-08	27-Feb-08	28-Feb-08	29-Feb-08	1-Mar-08	Total	25-Feb-07	26-Feb-07	27-Feb-07	28-Feb-07	1-Mar-07	2-Mar-07	3-Mar-07	Total
	Sun	Mon	Tue	Wed	Thu	Fri	Sat	Week	Sun	Mon	Tue	Wed	Thu	Fri	Sat	Week
Occupancy	44.4%	60.9%	66.5%	66.8%	62.8%	65.8%	66.5%	62.0%	-4.3%	0.5%	0.6%	0.6%	-1.7%	-1.1%	-1.9%	-0.9%
Average Daily Rate	\$107.05	\$111.06	\$112.68	\$112.15	\$108.86	\$101.60	\$103.13	\$108.10	4.5%	5.1%	6.3%	6.1%	5.6%	3.9%	4.3%	5.2%
Revenue Per Available Room	\$47.54	\$67.61	\$74.92	\$74.94	\$68.34	\$66.89	\$68.61	\$66.98	0.0%	5.7%	6.9%	6.8%	3.8%	2.8%	2.3%	4.2%



Source: Smith Travel Research

You may quote this data when properly attributing it to Smith Travel Research, Inc.
For additional information about specific markets or STR chain scales please contact STR at 615-824-8664, or e-mail: info@smithtravelresearch.com.

Date Created: March 05, 2008