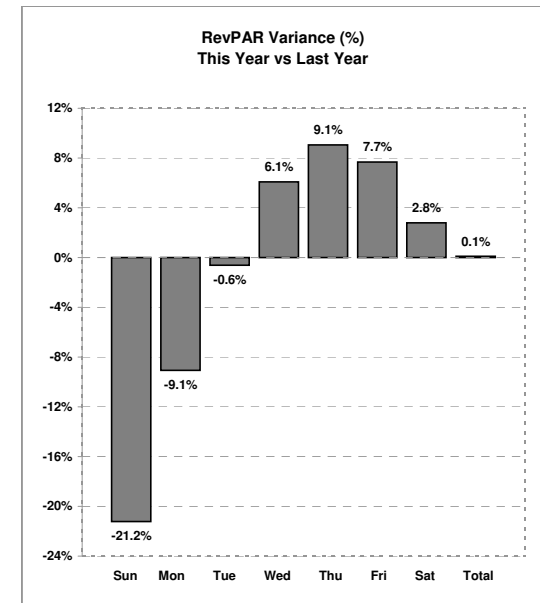
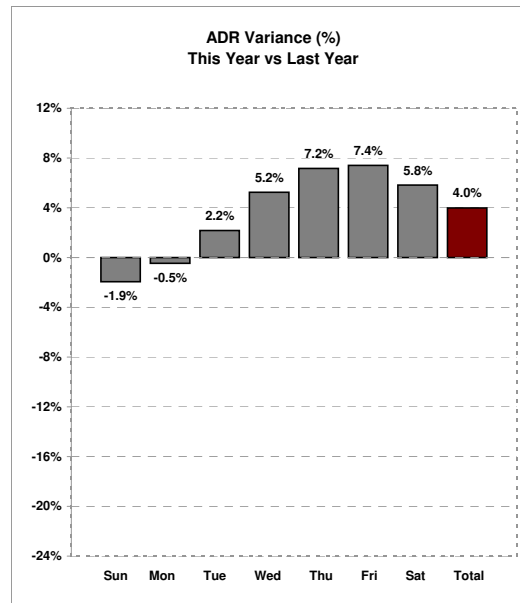
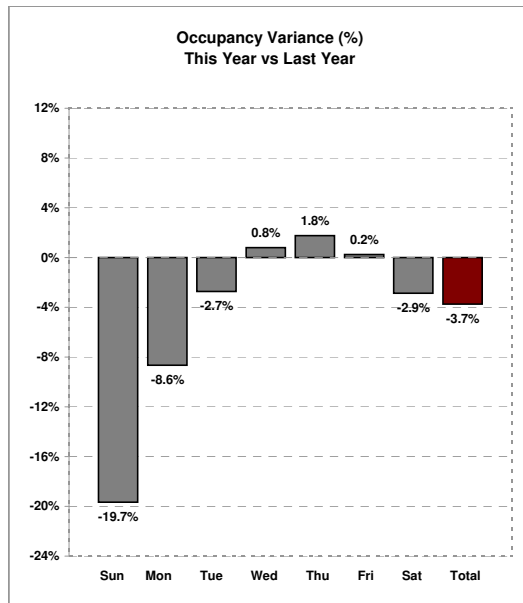




Weekly Lodging Report - Total United States - Week of March 23, 2008 - March 29, 2008

	Actual Mar 23, 2008 - Mar 29, 2008								Percent Change from Previous Year							
	23-Mar-08	24-Mar-08	25-Mar-08	26-Mar-08	27-Mar-08	28-Mar-08	29-Mar-08	Total	25-Mar-07	26-Mar-07	27-Mar-07	28-Mar-07	29-Mar-07	30-Mar-07	31-Mar-07	Total
	Sun	Mon	Tue	Wed	Thu	Fri	Sat	Week	Sun	Mon	Tue	Wed	Thu	Fri	Sat	Week
Occupancy	40.4%	59.4%	68.4%	71.4%	69.0%	72.8%	71.6%	64.7%	-19.7%	-8.6%	-2.7%	0.8%	1.8%	0.2%	-2.9%	-3.7%
Average Daily Rate	\$104.53	\$108.08	\$111.60	\$113.46	\$112.48	\$107.52	\$106.84	\$109.53	-1.9%	-0.5%	2.2%	5.2%	7.2%	7.4%	5.8%	4.0%
Revenue Per Available Room	\$42.28	\$64.17	\$76.30	\$81.03	\$77.65	\$78.31	\$76.48	\$70.89	-21.2%	-9.1%	-0.6%	6.1%	9.1%	7.7%	2.8%	0.1%



Source: Smith Travel Research

You may quote this data when properly attributing it to Smith Travel Research, Inc.
For additional information about specific markets or STR chain scales please contact STR at 615-824-8664, or e-mail: info@smithtravelresearch.com.

Date Created: April 01, 2008