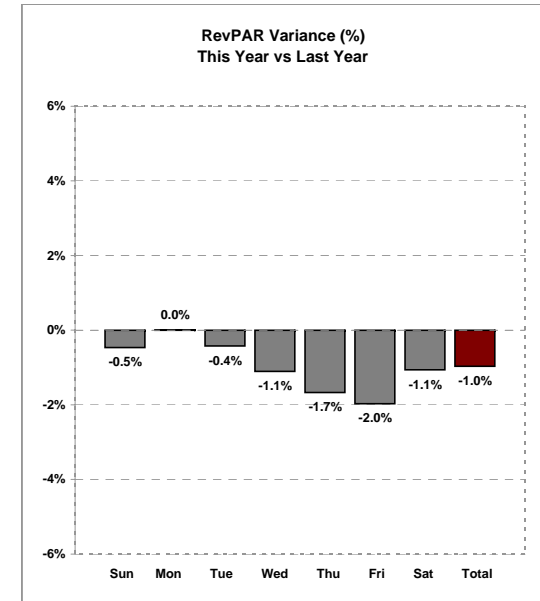
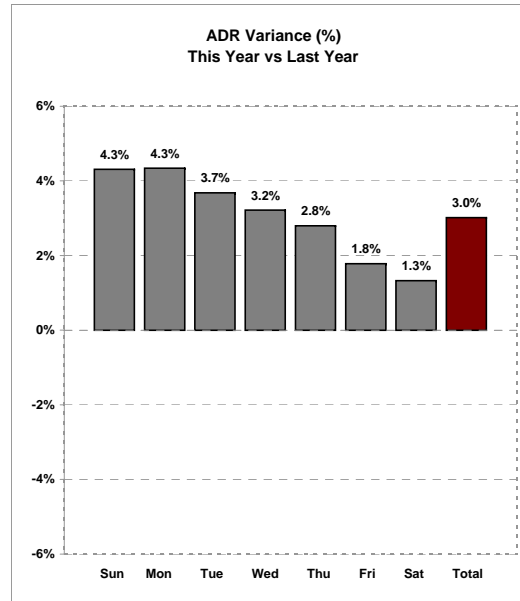
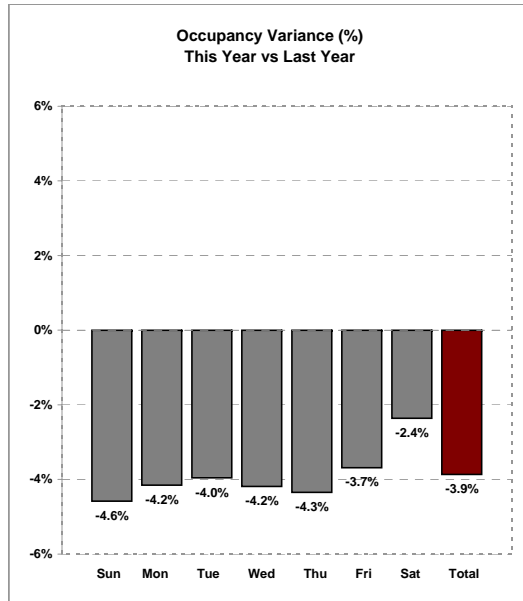




## Weekly Lodging Report - Total United States - Week of June 08, 2008 - June 14, 2008

	Actual Jun 08, 2008 - Jun 14, 2008								Percent Change from Previous Year							
	8-Jun-08	9-Jun-08	10-Jun-08	11-Jun-08	12-Jun-08	13-Jun-08	14-Jun-08	Total	10-Jun-07	11-Jun-07	12-Jun-07	13-Jun-07	14-Jun-07	15-Jun-07	16-Jun-07	Total
	Sun	Mon	Tue	Wed	Thu	Fri	Sat	Week	Sun	Mon	Tue	Wed	Thu	Fri	Sat	Week
<b>Occupancy</b>	52.3%	67.4%	72.9%	72.9%	68.2%	70.2%	73.2%	68.2%	-4.6%	-4.2%	-4.0%	-4.2%	-4.3%	-3.7%	-2.4%	-3.9%
<b>Average Daily Rate</b>	\$105.14	\$109.97	\$110.74	\$109.45	\$105.55	\$101.87	\$102.34	\$106.48	4.3%	4.3%	3.7%	3.2%	2.8%	1.8%	1.3%	3.0%
<b>Revenue Per Available Room</b>	\$55.02	\$74.16	\$80.72	\$79.84	\$72.02	\$71.55	\$74.95	\$72.61	-0.5%	0.0%	-0.4%	-1.1%	-1.7%	-2.0%	-1.1%	-1.0%



Source: Smith Travel Research

You may quote this data when properly attributing it to Smith Travel Research, Inc.  
For additional information about specific markets or STR chain scales please contact STR at 615-824-8664, or e-mail: info@smithtravelresearch.com.

Date Created: June 17, 2008