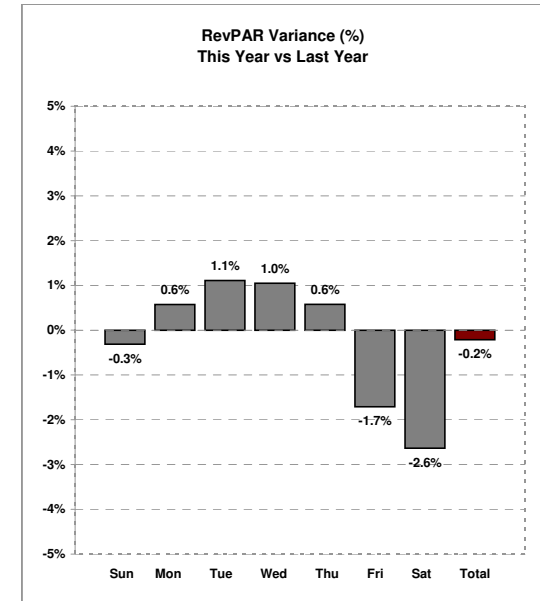
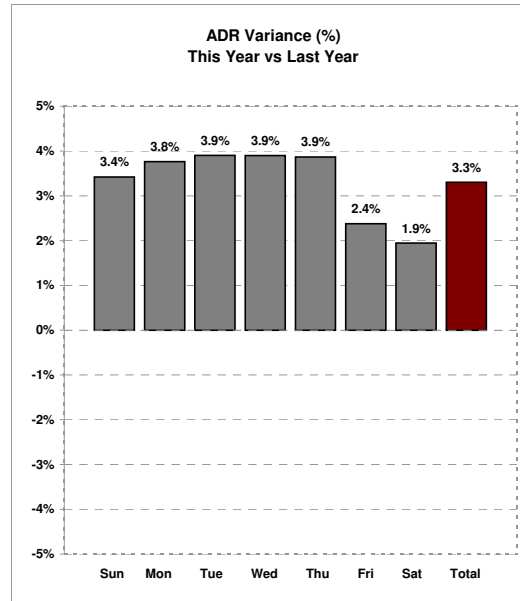
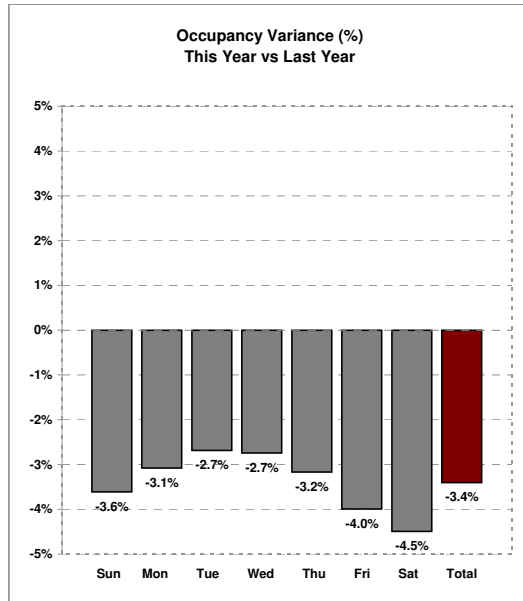




Weekly Lodging Report - Total United States - Week of June 15, 2008 - June 21, 2008

	Actual Jun 15, 2008 - Jun 21, 2008								Percent Change from Previous Year							
	15-Jun-08	16-Jun-08	17-Jun-08	18-Jun-08	19-Jun-08	20-Jun-08	21-Jun-08	Total	17-Jun-07	18-Jun-07	19-Jun-07	20-Jun-07	21-Jun-07	22-Jun-07	23-Jun-07	Total
	Sun	Mon	Tue	Wed	Thu	Fri	Sat	Week	Sun	Mon	Tue	Wed	Thu	Fri	Sat	Week
Occupancy	50.4%	68.8%	75.5%	76.5%	73.1%	76.3%	79.1%	71.4%	-3.6%	-3.1%	-2.7%	-2.7%	-3.2%	-4.0%	-4.5%	-3.4%
Average Daily Rate	\$102.32	\$108.54	\$111.00	\$110.75	\$107.72	\$104.77	\$106.00	\$107.52	3.4%	3.8%	3.9%	3.9%	3.9%	2.4%	1.9%	3.3%
Revenue Per Available Room	\$51.59	\$74.68	\$83.80	\$84.71	\$78.70	\$79.92	\$83.86	\$76.75	-0.3%	0.6%	1.1%	1.0%	0.6%	-1.7%	-2.6%	-0.2%



Source: Smith Travel Research

You may quote this data when properly attributing it to Smith Travel Research, Inc.
For additional information about specific markets or STR chain scales please contact STR at 615-824-8664, or e-mail: info@smithtravelresearch.com.

Date Created: June 24, 2008