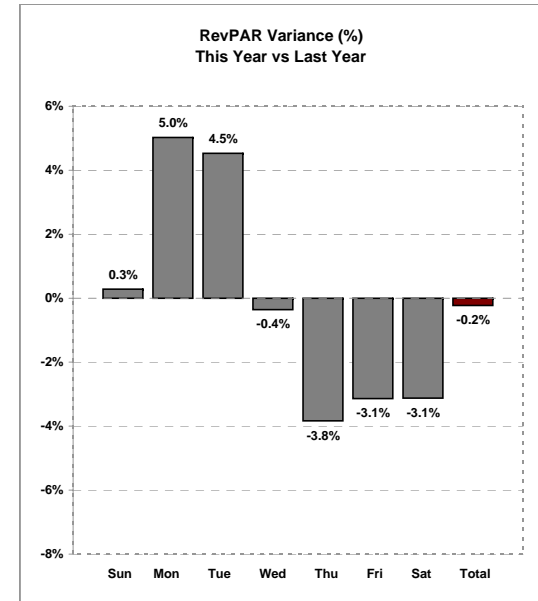
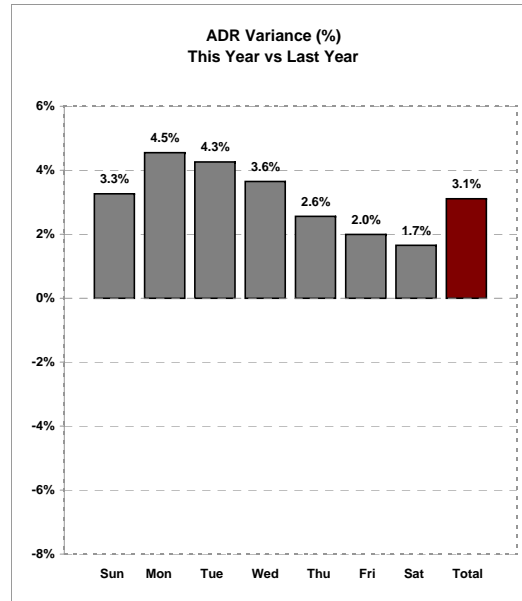
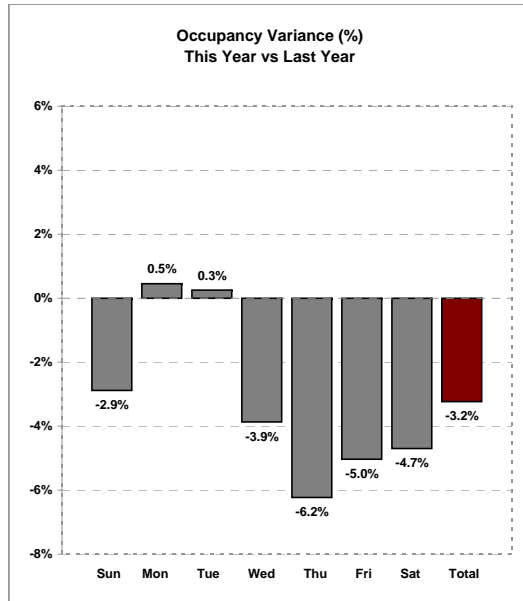


Weekly Lodging Report - Total United States - Week of July 27, 2008 - August 02, 2008

	Actual Jul 27, 2008 - Aug 02, 2008								Percent Change from Previous Year							
	27-Jul-08	28-Jul-08	29-Jul-08	30-Jul-08	31-Jul-08	1-Aug-08	2-Aug-08	Total	29-Jul-07	30-Jul-07	31-Jul-07	1-Aug-07	2-Aug-07	3-Aug-07	4-Aug-07	Total
	Sun	Mon	Tue	Wed	Thu	Fri	Sat	Week	Sun	Mon	Tue	Wed	Thu	Fri	Sat	Week
Occupancy	56.9%	70.0%	74.2%	73.1%	69.3%	75.7%	78.9%	71.2%	-2.9%	0.5%	0.3%	-3.9%	-6.2%	-5.0%	-4.7%	-3.2%
Average Daily Rate	\$106.26	\$109.09	\$109.85	\$108.47	\$105.97	\$106.06	\$107.45	\$107.64	3.3%	4.5%	4.3%	3.6%	2.6%	2.0%	1.7%	3.1%
Revenue Per Available Room	\$60.46	\$76.40	\$81.54	\$79.27	\$73.42	\$80.27	\$84.83	\$76.60	0.3%	5.0%	4.5%	-0.4%	-3.8%	-3.1%	-3.1%	-0.2%



Source: Smith Travel Research

You may quote this data when properly attributing it to Smith Travel Research, Inc.
For additional information about specific markets or STR chain scales please contact STR at 615-824-8664, or e-mail: info@smithtravelresearch.com.

Date Created: August 05, 2008