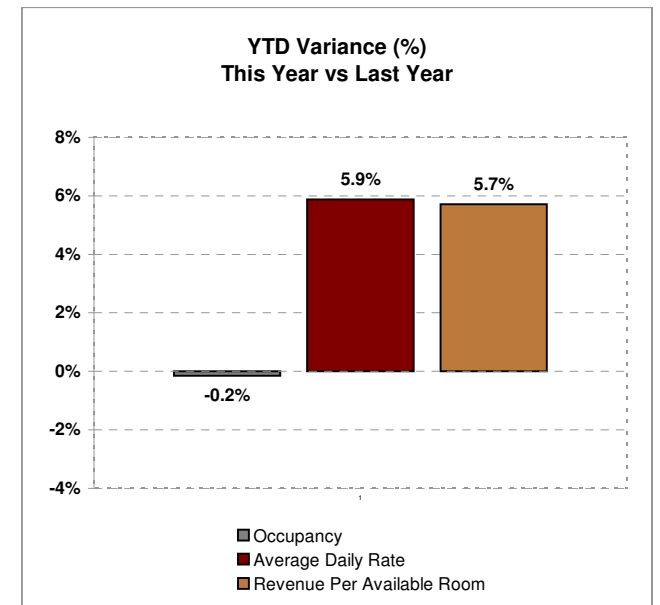
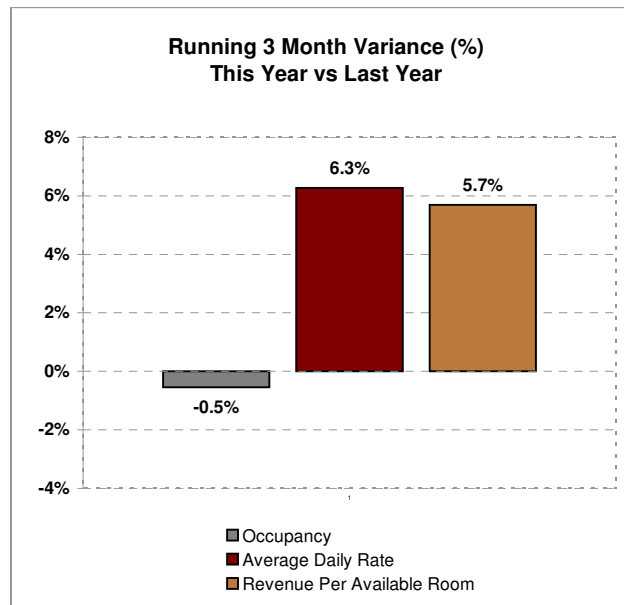
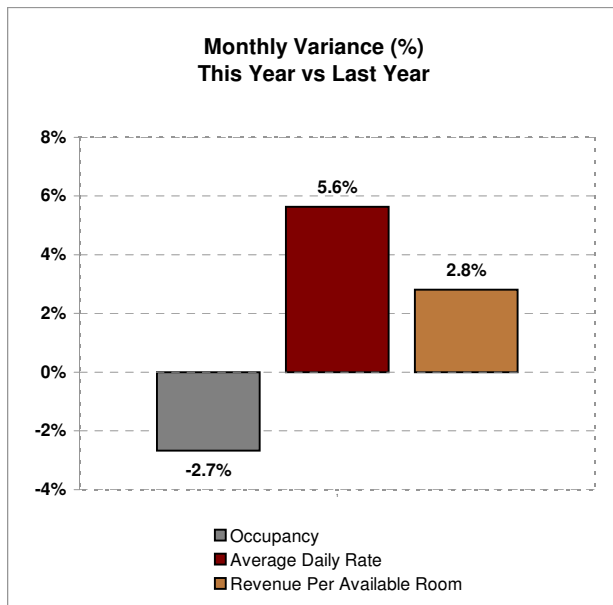




Monthly Lodging Report - Total United States - December 2007

| | Month | | 3 Months Ending | | Year to Date | |
|----------------------------|----------|----------|-----------------|----------|--------------|----------|
| | Dec 2007 | % Change | Dec 2007 | % Change | Dec 2007 | % Change |
| Occupancy | 48.6% | -2.7% | 57.8% | -0.5% | 63.2% | -0.2% |
| Average Daily Rate | \$102.05 | 5.6% | \$104.84 | 6.3% | \$103.64 | 5.9% |
| Revenue Per Available Room | \$49.61 | 2.8% | \$60.63 | 5.7% | \$65.50 | 5.7% |



Source: Smith Travel Research

You may quote this data when properly attributing it to Smith Travel Research, Inc.

For additional information about specific markets or STR chain scales please contact STR at 615-824-8664, or e-mail: info@smithtravelresearch.com.

Date Created: January 23, 2008