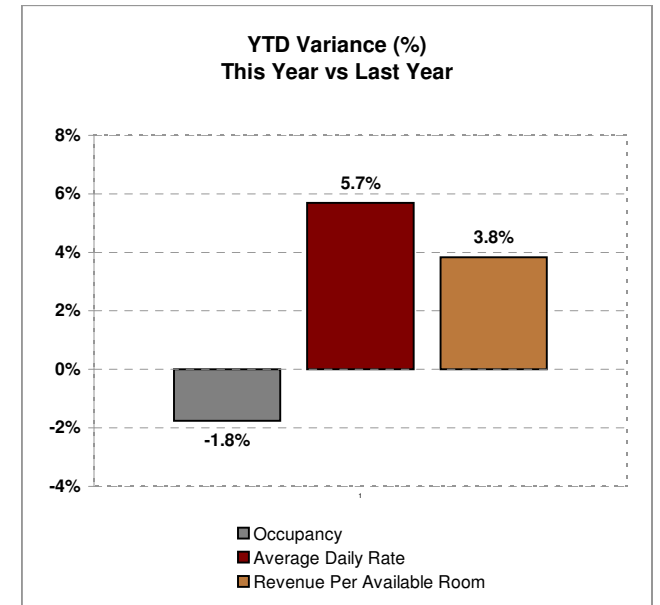
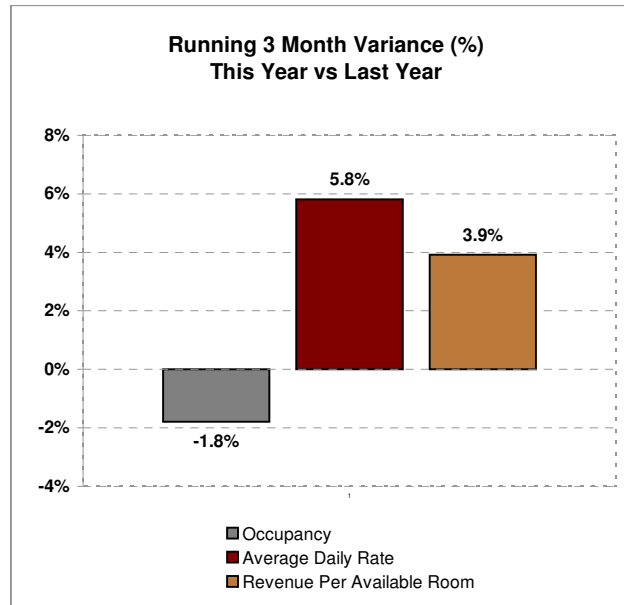
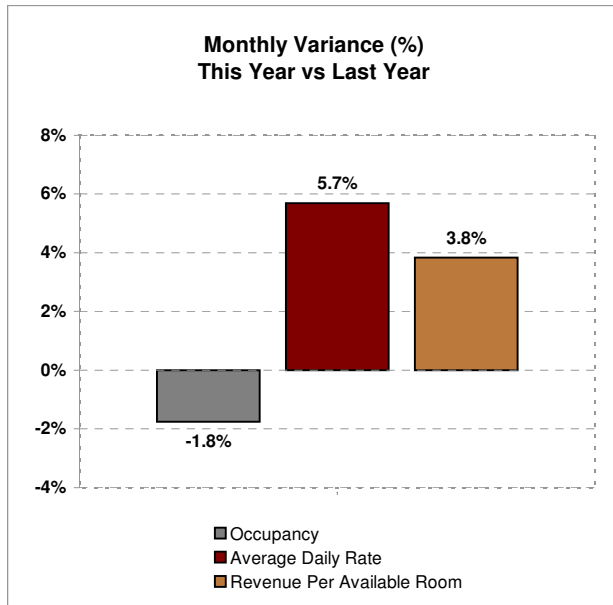




## Monthly Lodging Report - Total United States - January 2008

	Month		3 Months Ending		Year to Date	
	Jan 2008	% Change	Jan 2008	% Change	Jan 2008	% Change
Occupancy	51.6%	-1.8%	52.7%	-1.8%	51.6%	-1.8%
Average Daily Rate	\$105.64	5.7%	\$103.93	5.8%	\$105.64	5.7%
Revenue Per Available Room	\$54.52	3.8%	\$54.82	3.9%	\$54.52	3.8%



Source: Smith Travel Research

You may quote this data when properly attributing it to Smith Travel Research, Inc.

For additional information about specific markets or STR chain scales please contact STR at 615-824-8664, or e-mail: [info@smithtravelresearch.com](mailto:info@smithtravelresearch.com).

Date Created: February 21, 2008