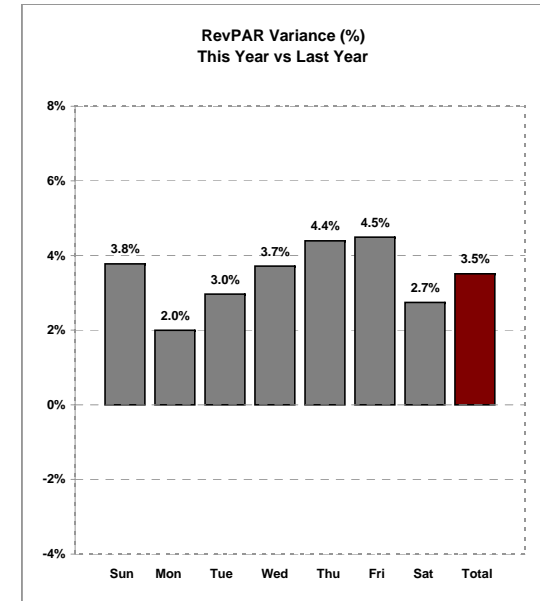
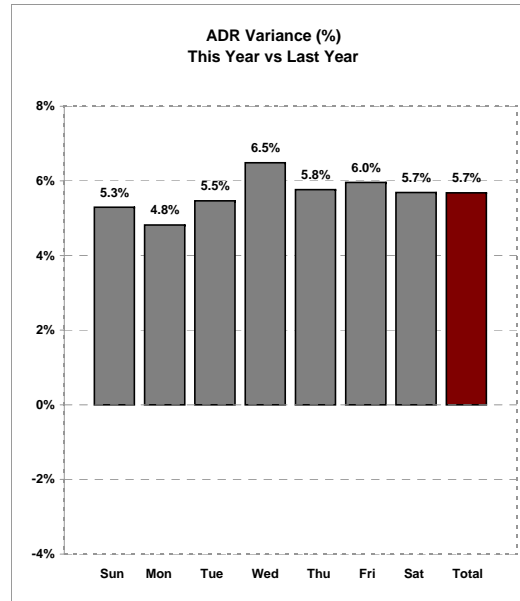
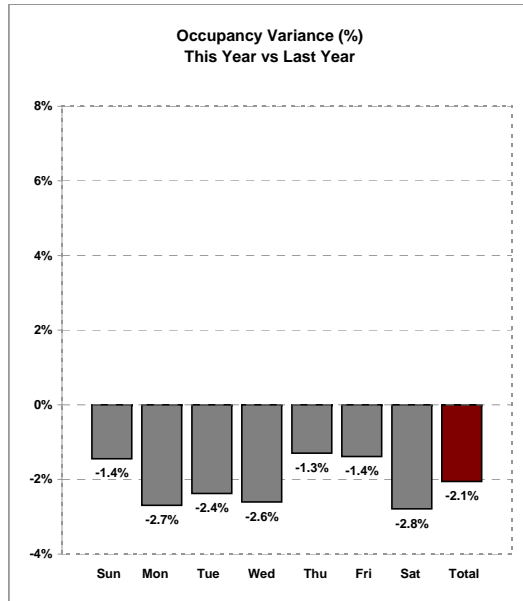




Weekly Lodging Report - Total United States - Week of November 19, 2006 - November 25, 2006

	Actual Nov 19, 2006 - Nov 25, 2006								Percent Change from Previous Year							
	19-Nov-06	20-Nov-06	21-Nov-06	22-Nov-06	23-Nov-06	24-Nov-06	25-Nov-06	Total	20-Nov-05	21-Nov-05	22-Nov-05	23-Nov-05	24-Nov-05	25-Nov-05	26-Nov-05	Total
	Sun	Mon	Tue	Wed	Thu	Fri	Sat	Week	Sun	Mon	Tue	Wed	Thu	Fri	Sat	Week
Occupancy	39.4%	44.2%	41.5%	42.4%	52.4%	63.2%	54.8%	48.3%	-1.4%	-2.7%	-2.4%	-2.6%	-1.3%	-1.4%	-2.8%	-2.1%
Average Daily Rate	\$87.23	\$85.10	\$82.14	\$87.93	\$90.43	\$91.57	\$90.19	\$88.20	5.3%	4.8%	5.5%	6.5%	5.8%	6.0%	5.7%	5.7%
Revenue Per Available Room	\$34.41	\$37.61	\$34.12	\$37.31	\$47.34	\$57.83	\$49.45	\$42.58	3.8%	2.0%	3.0%	3.7%	4.4%	4.5%	2.7%	3.5%



Source: Smith Travel Research

You may quote this data when properly attributing it to Smith Travel Research, Inc.
For additional information about specific markets or STR chain scales please contact STR at 615-824-8664, or e-mail: info@smithtravelresearch.com.

Date Created: November 29, 2006