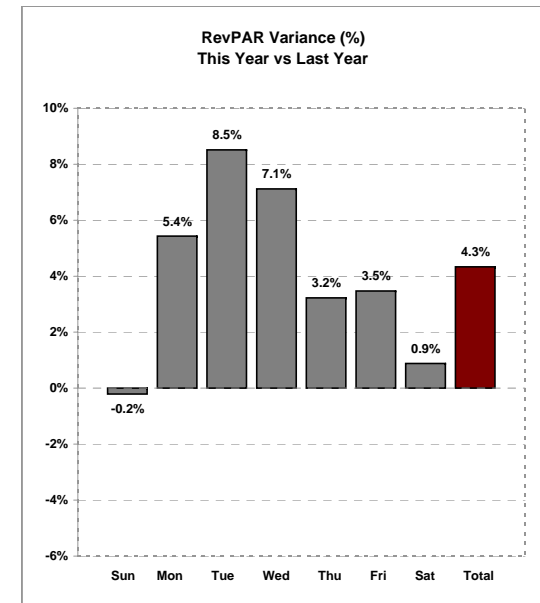
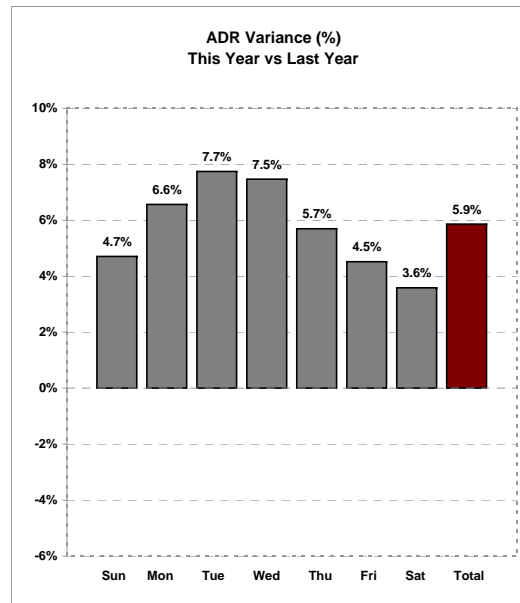
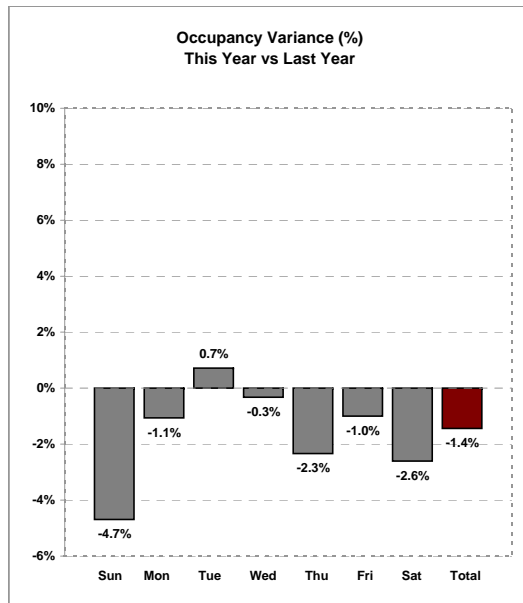




## Weekly Lodging Report - Total United States - Week of November 26, 2006 - December 02, 2006

	Actual Nov 26, 2006 - Dec 02, 2006								Percent Change from Previous Year							
	26-Nov-06	27-Nov-06	28-Nov-06	29-Nov-06	30-Nov-06	1-Dec-06	2-Dec-06	Total	27-Nov-05	28-Nov-05	29-Nov-05	30-Nov-05	1-Dec-05	2-Dec-05	3-Dec-05	Total
	Sun	Mon	Tue	Wed	Thu	Fri	Sat	Week	Sun	Mon	Tue	Wed	Thu	Fri	Sat	Week
<b>Occupancy</b>	34.7%	51.6%	60.1%	61.8%	57.1%	58.4%	60.1%	54.8%	-4.7%	-1.1%	0.7%	-0.3%	-2.3%	-1.0%	-2.6%	-1.4%
<b>Average Daily Rate</b>	\$87.12	\$94.03	\$99.16	\$100.85	\$99.32	\$95.01	\$95.76	\$96.51	4.7%	6.6%	7.7%	7.5%	5.7%	4.5%	3.6%	5.9%
<b>Revenue Per Available Room</b>	\$30.25	\$48.48	\$59.61	\$62.31	\$56.75	\$55.48	\$57.52	\$52.91	-0.2%	5.4%	8.5%	7.1%	3.2%	3.5%	0.9%	4.3%



Source: Smith Travel Research

You may quote this data when properly attributing it to Smith Travel Research, Inc.  
For additional information about specific markets or STR chain scales please contact STR at 615-824-8664, or e-mail: info@smithtravelresearch.com.

Date Created: December 06, 2006