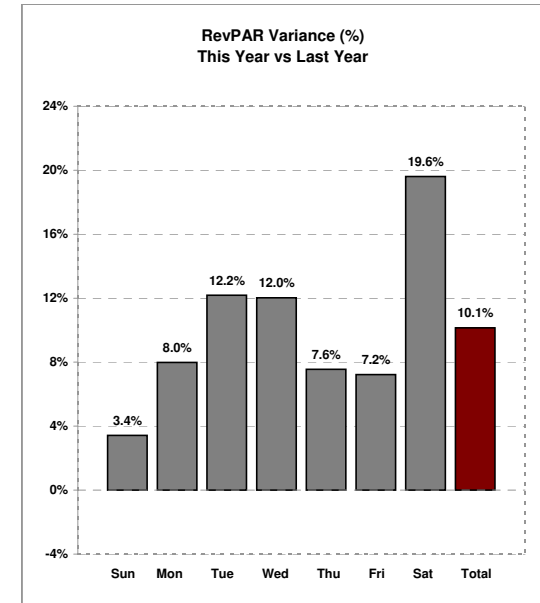
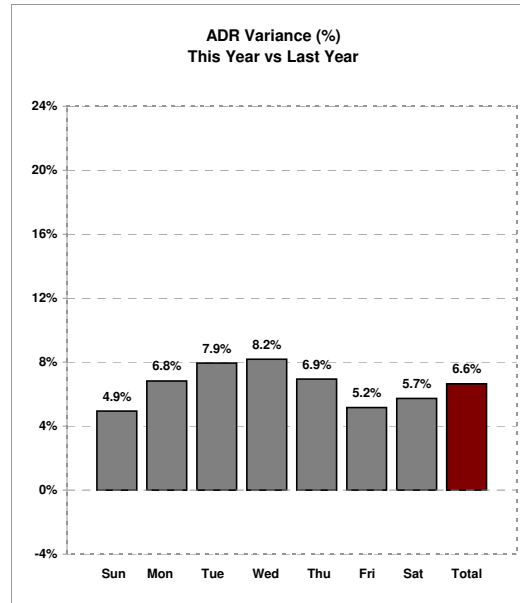
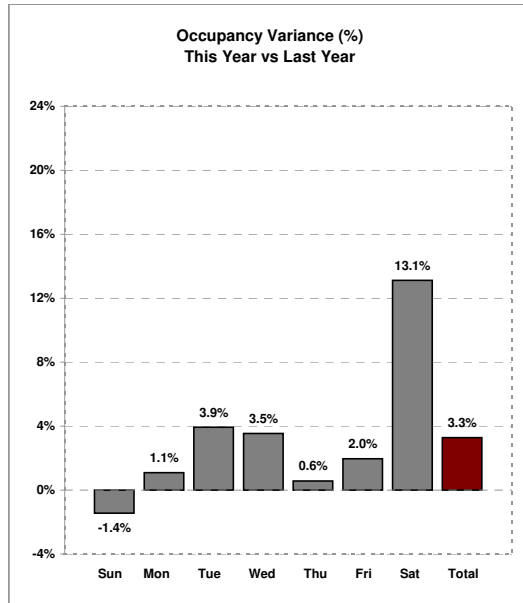




Weekly Lodging Report - Total United States - Week of December 16, 2007 - December 22, 2007

	Actual Dec 16, 2007 - Dec 22, 2007							Percent Change from Previous Year								
	16-Dec-07	17-Dec-07	18-Dec-07	19-Dec-07	20-Dec-07	21-Dec-07	22-Dec-07	Total	17-Dec-06	18-Dec-06	19-Dec-06	20-Dec-06	21-Dec-06	22-Dec-06	23-Dec-06	Total
	Sun	Mon	Tue	Wed	Thu	Fri	Sat	Week	Sun	Mon	Tue	Wed	Thu	Fri	Sat	Week
Occupancy	34.5%	45.5%	47.5%	44.5%	39.3%	40.6%	43.8%	42.2%	-1.4%	1.1%	3.9%	3.5%	0.6%	2.0%	13.1%	3.3%
Average Daily Rate	\$91.35	\$94.56	\$94.33	\$91.75	\$88.31	\$88.72	\$93.00	\$91.86	4.9%	6.8%	7.9%	8.2%	6.9%	5.2%	5.7%	6.6%
Revenue Per Available Room	\$31.50	\$42.98	\$44.77	\$40.79	\$34.74	\$36.03	\$40.72	\$38.79	3.4%	8.0%	12.2%	12.0%	7.6%	7.2%	19.6%	10.1%



Source: Smith Travel Research

You may quote this data when properly attributing it to Smith Travel Research, Inc.
For additional information about specific markets or STR chain scales please contact STR at 615-824-8664, or e-mail: info@smithtravelresearch.com.

Date Created: December 28, 2007