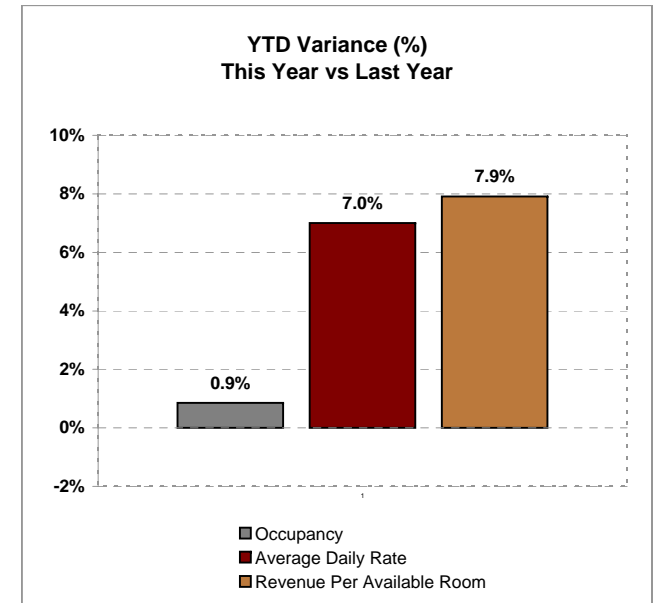
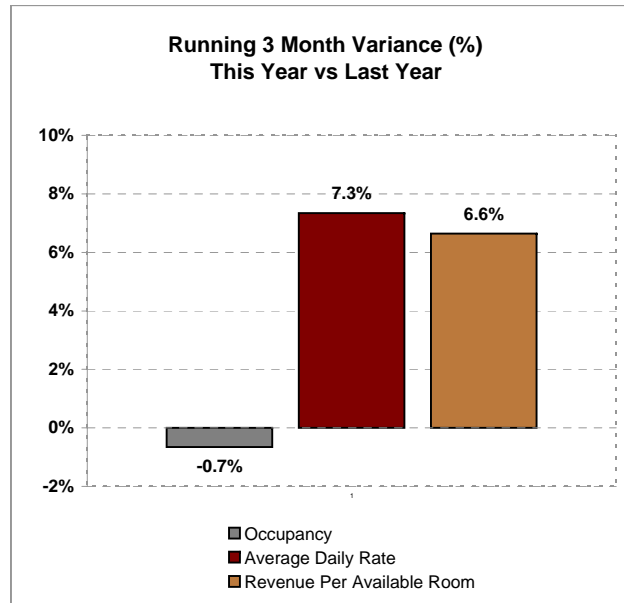
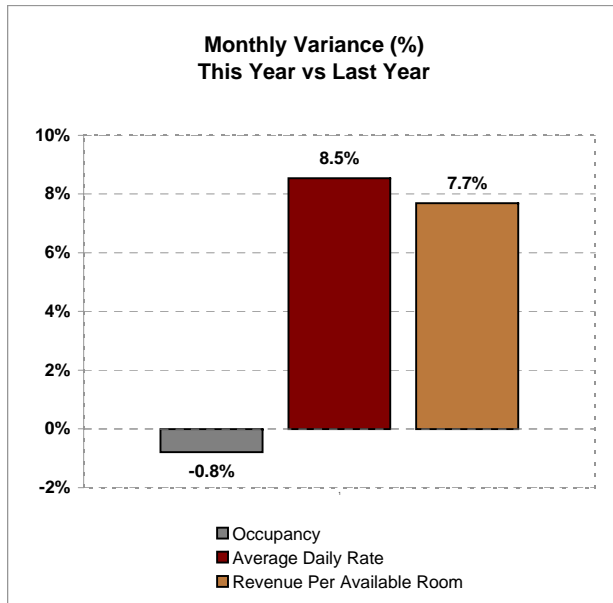




## Monthly Lodging Report - Total United States - October 2006

	Month		3 Months Ending		Year to Date	
	Oct 2006	% Change	Oct 2006	% Change	Oct 2006	% Change
Occupancy	65.6%	-0.8%	66.5%	-0.7%	65.2%	0.9%
Average Daily Rate	\$100.33	8.5%	\$98.35	7.3%	\$97.26	7.0%
Revenue Per Available Room	\$65.85	7.7%	\$65.38	6.6%	\$63.42	7.9%



**Source: Smith Travel Research**

You may quote this data when properly attributing it to Smith Travel Research, Inc.

For additional information about specific markets or STR chain scales please contact STR at 615-824-8664, or e-mail: [info@smithtravelresearch.com](mailto:info@smithtravelresearch.com).

Date Created: November 21, 2006