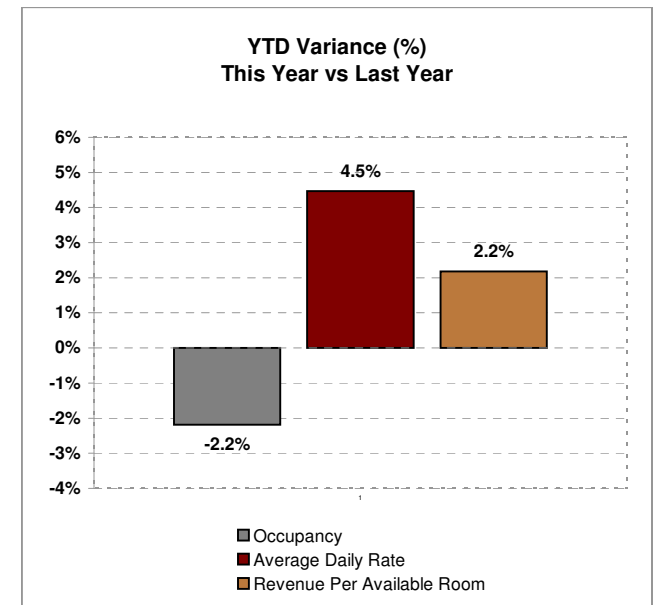
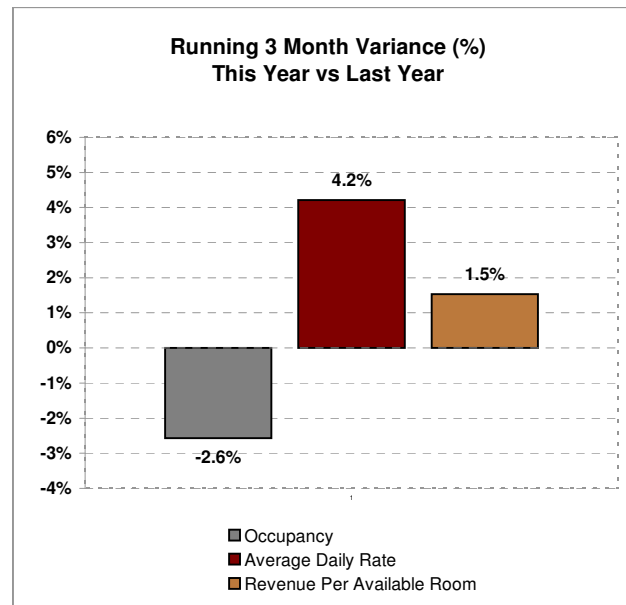
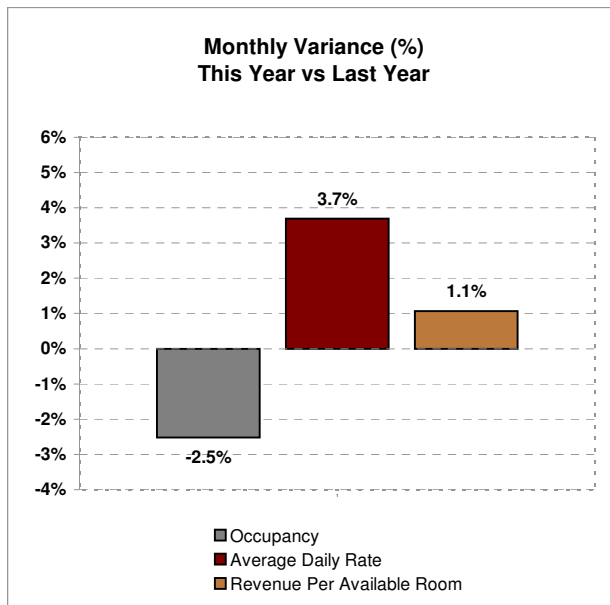




Monthly Lodging Report - Total United States - May 2008

	Month		3 Months Ending		Year to Date	
	May 2008	% Change	May 2008	% Change	May 2008	% Change
Occupancy	63.3%	-2.5%	63.2%	-2.6%	60.1%	-2.2%
Average Daily Rate	\$106.95	3.7%	\$108.14	4.2%	\$107.78	4.5%
Revenue Per Available Room	\$67.69	1.1%	\$68.30	1.5%	\$64.75	2.2%



Source: Smith Travel Research

You may quote this data when properly attributing it to Smith Travel Research, Inc.

For additional information about specific markets or STR chain scales please contact STR at 615-824-8664, or e-mail: info@smithtravelresearch.com.

Date Created: June 20, 2008