

## Weekly Lodging Report - Performance Analysis - Week: 11/27/05 - 12/3/05

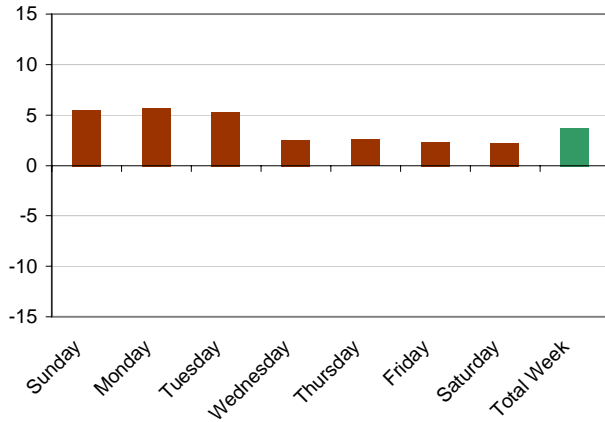


Segment	Sunday		Monday		Tuesday		Wednesday		Thursday		Friday		Saturday		Total Week	
	TY	LY	TY	LY	TY	LY	TY	LY	TY	LY	TY	LY	TY	LY	TY	LY
	11/27 2005	11/28 2004	11/28 2005	11/29 2004	11/29 2005	11/30 2004	11/30 2005	12/1 2004	12/1 2005	12/2 2004	12/2 2005	12/3 2004	12/3 2005	12/4 2004	Week 2005	Week 2004
<b>United States</b>	36.4	5.5	52.1	5.7	59.8	5.3	62.0	2.5	58.5	2.6	59.0	2.3	61.7	2.2	55.7	3.7

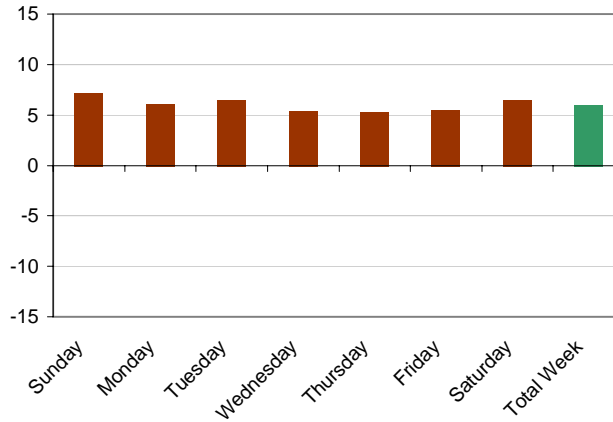
Segment	ADR	%Chg	ADR	%Chg	ADR	%Chg	ADR	%Chg	ADR	%Chg	ADR	%Chg	ADR	%Chg	ADR	%Chg
<b>United States</b>	83.13	7.2	88.16	6.1	92.01	6.5	93.82	5.4	93.94	5.3	90.81	5.5	92.34	6.5	91.11	6.0

Segment	RevPAR	%Chg	RevPAR	%Chg	RevPAR	%Chg	RevPAR	%Chg	RevPAR	%Chg	RevPAR	%Chg	RevPAR	%Chg	RevPAR	%Chg
<b>United States</b>	30.29	13.1	45.97	12.3	54.99	12.1	58.22	8.0	54.99	8.2	53.58	8.0	56.98	8.8	50.71	9.7

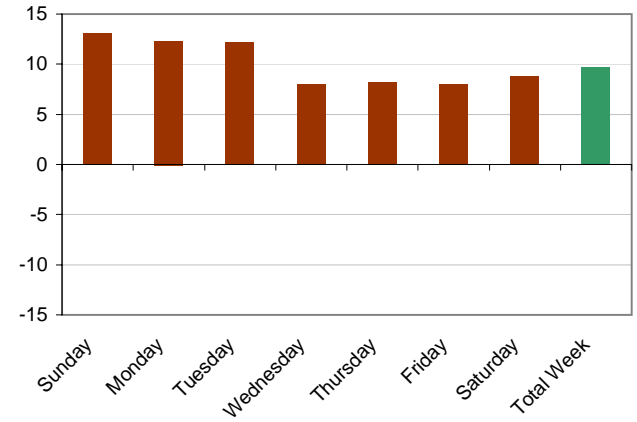
**Occupancy Variance (%) - This Year vs. Last Year**



**ADR Variance (%) - This Year vs. Last Year**



**RevPAR Variance (%) - This Year vs. Last Year**



Source: Smith Travel Research