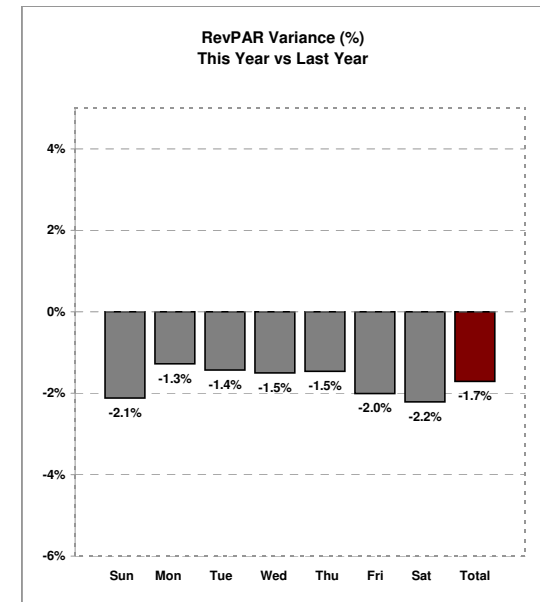
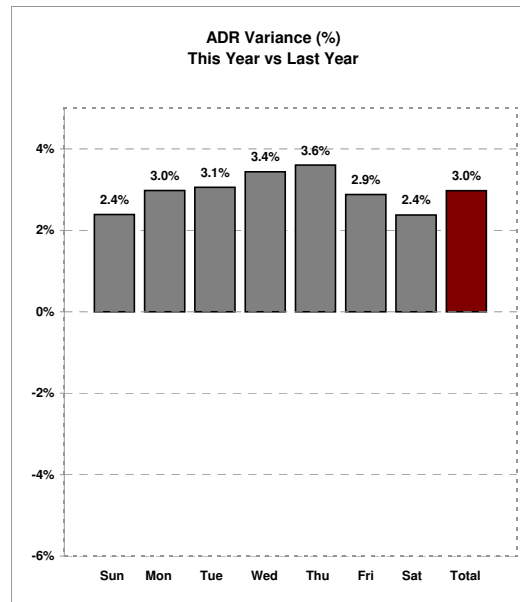
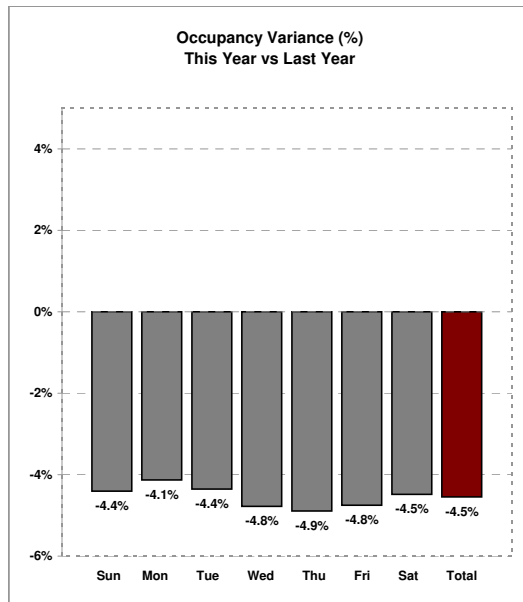


Weekly Lodging Report - Total United States - Week of August 10, 2008 - August 16, 2008

	Actual Aug 10, 2008 - Aug 16, 2008								Percent Change from Previous Year							
	10-Aug-08	11-Aug-08	12-Aug-08	13-Aug-08	14-Aug-08	15-Aug-08	16-Aug-08	Total	12-Aug-07	13-Aug-07	14-Aug-07	15-Aug-07	16-Aug-07	17-Aug-07	18-Aug-07	Total
	Sun	Mon	Tue	Wed	Thu	Fri	Sat	Week	Sun	Mon	Tue	Wed	Thu	Fri	Sat	Week
Occupancy	54.8%	67.9%	72.5%	72.4%	68.1%	70.8%	74.5%	68.7%	-4.4%	-4.1%	-4.4%	-4.8%	-4.9%	-4.8%	-4.5%	-4.5%
Average Daily Rate	\$104.87	\$107.58	\$108.44	\$108.26	\$106.65	\$106.51	\$107.40	\$107.18	2.4%	3.0%	3.1%	3.4%	3.6%	2.9%	2.4%	3.0%
Revenue Per Available Room	\$57.50	\$73.01	\$78.60	\$78.33	\$72.68	\$75.46	\$79.96	\$73.65	-2.1%	-1.3%	-1.4%	-1.5%	-1.5%	-2.0%	-2.2%	-1.7%



Source: Smith Travel Research

You may quote this data when properly attributing it to Smith Travel Research, Inc.
For additional information about specific markets or STR chain scales please contact STR at 615-824-8664, or e-mail: info@smithtravelresearch.com.

Date Created: August 19, 2008