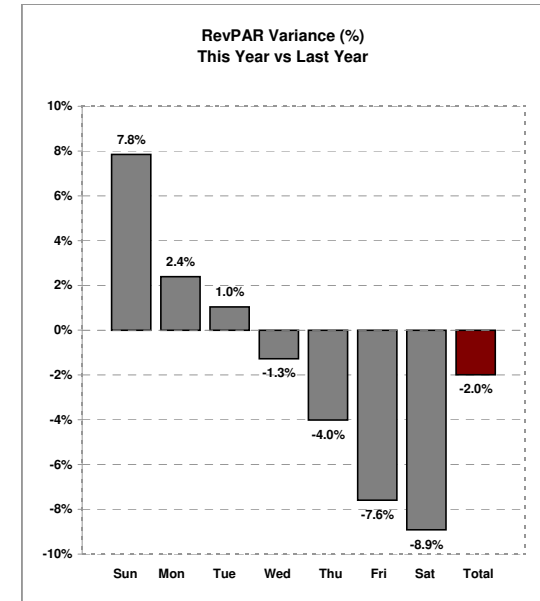
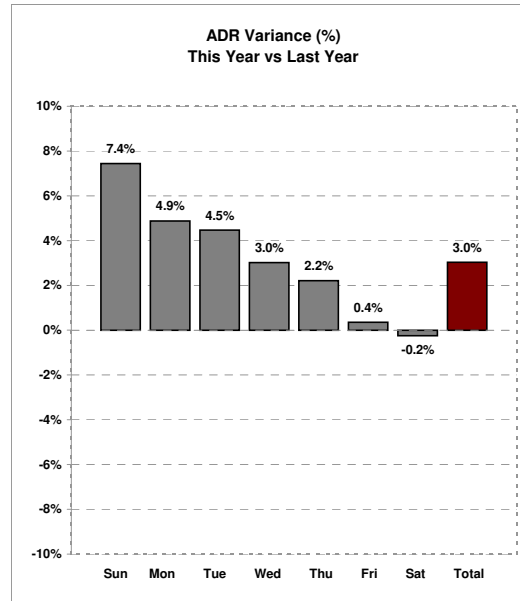
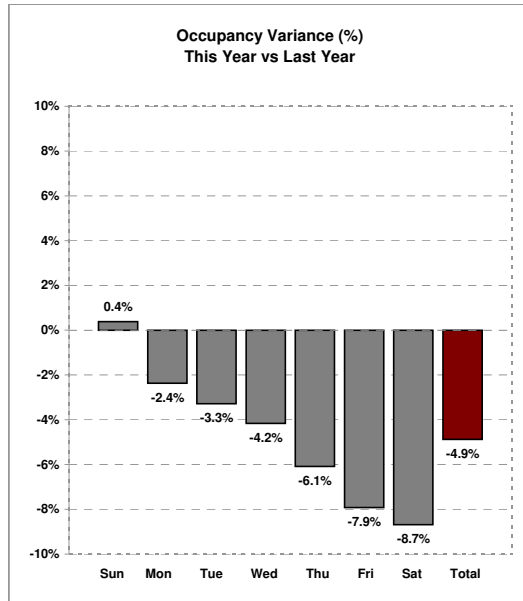


Weekly Lodging Report - Total United States - Week of September 21, 2008 - September 27, 2008

	Actual Sep 21, 2008 - Sep 27, 2008								Percent Change from Previous Year							
	21-Sep-08	22-Sep-08	23-Sep-08	24-Sep-08	25-Sep-08	26-Sep-08	27-Sep-08	Total	23-Sep-07	24-Sep-07	25-Sep-07	26-Sep-07	27-Sep-07	28-Sep-07	29-Sep-07	Total
	Sun	Mon	Tue	Wed	Thu	Fri	Sat	Week	Sun	Mon	Tue	Wed	Thu	Fri	Sat	Week
Occupancy	49.1%	64.1%	69.5%	69.6%	64.3%	66.2%	68.4%	64.5%	0.4%	-2.4%	-3.3%	-4.2%	-6.1%	-7.9%	-8.7%	-4.9%
Average Daily Rate	\$111.30	\$115.09	\$116.29	\$115.10	\$111.18	\$105.20	\$104.48	\$111.25	7.4%	4.9%	4.5%	3.0%	2.2%	0.4%	-0.2%	3.0%
Revenue Per Available Room	\$54.68	\$73.78	\$80.84	\$80.16	\$71.49	\$69.63	\$71.45	\$71.72	7.8%	2.4%	1.0%	-1.3%	-4.0%	-7.6%	-8.9%	-2.0%



Source: Smith Travel Research

You may quote this data when properly attributing it to Smith Travel Research, Inc.
For additional information about specific markets or STR chain scales please contact STR at 615-824-8664, or e-mail: info@smithtravelresearch.com.

Date Created: September 30, 2008