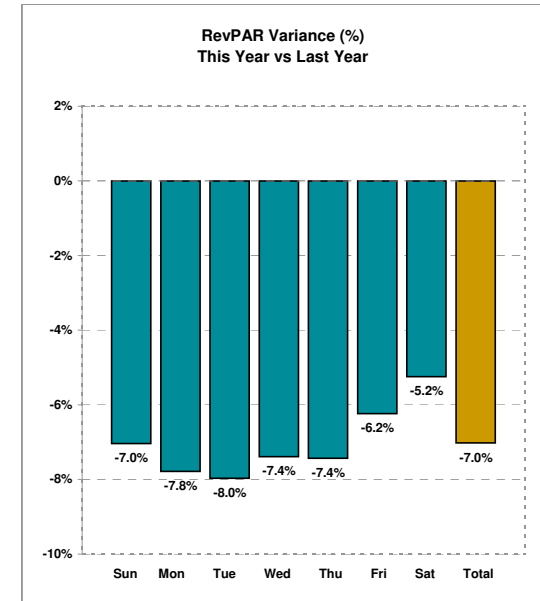
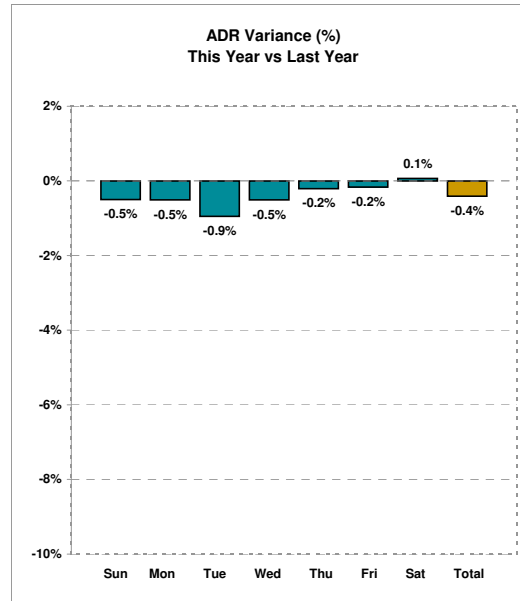
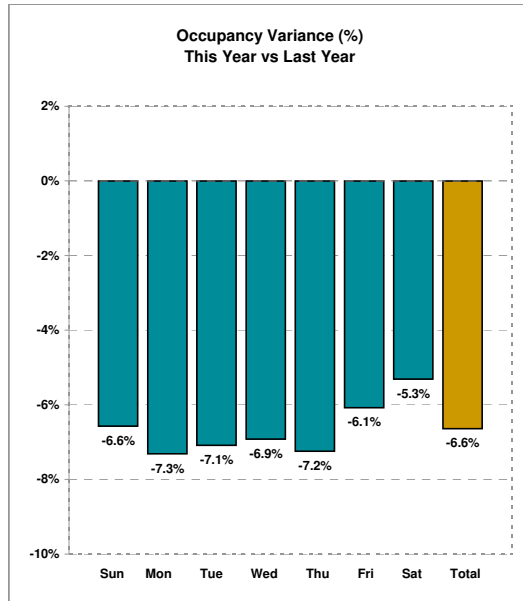




Weekly Lodging Report - Total United States - Week of October 19, 2008 - October 25, 2008

	Actual Oct 19, 2008 - Oct 25, 2008							Percent Change from Previous Year								
	19-Oct-08	20-Oct-08	21-Oct-08	22-Oct-08	23-Oct-08	24-Oct-08	25-Oct-08	Total	21-Oct-07	22-Oct-07	23-Oct-07	24-Oct-07	25-Oct-07	26-Oct-07	27-Oct-07	Total
	Sun	Mon	Tue	Wed	Thu	Fri	Sat	Week	Sun	Mon	Tue	Wed	Thu	Fri	Sat	Week
Occupancy	47.3%	61.6%	67.1%	67.8%	63.8%	66.1%	68.1%	63.1%	-6.6%	-7.3%	-7.1%	-6.9%	-7.2%	-6.1%	-5.3%	-6.6%
Average Daily Rate	\$106.04	\$109.87	\$111.13	\$111.46	\$110.14	\$106.07	\$107.01	\$108.92	-0.5%	-0.5%	-0.9%	-0.5%	-0.2%	-0.2%	0.1%	-0.4%
Revenue Per Available Room	\$50.19	\$67.72	\$74.59	\$75.53	\$70.23	\$70.17	\$72.90	\$68.76	-7.0%	-7.8%	-8.0%	-7.4%	-7.4%	-6.2%	-5.2%	-7.0%



Source: Smith Travel Research

You may quote this data when properly attributing it to Smith Travel Research, Inc.
For additional information about specific markets or STR chain scales please contact STR at 615-824-8664, or e-mail: info@smithtravelresearch.com.

Date Created: October 28, 2008