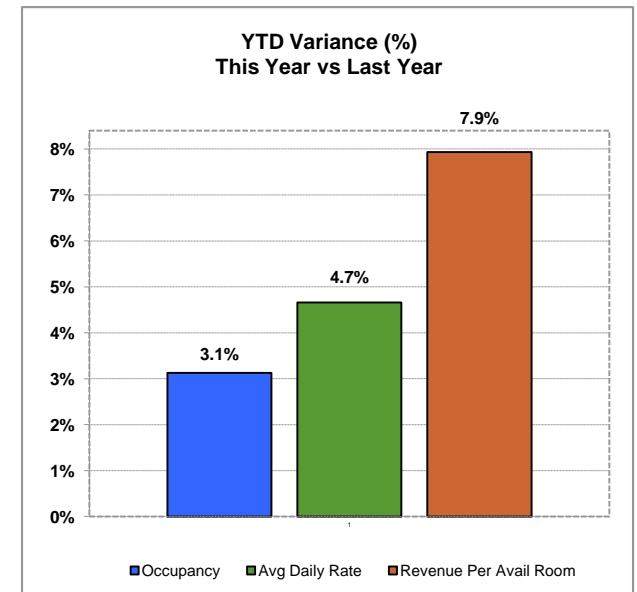
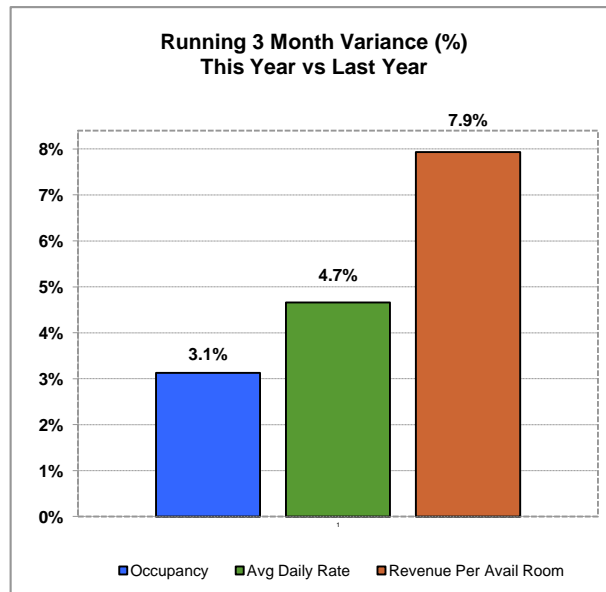
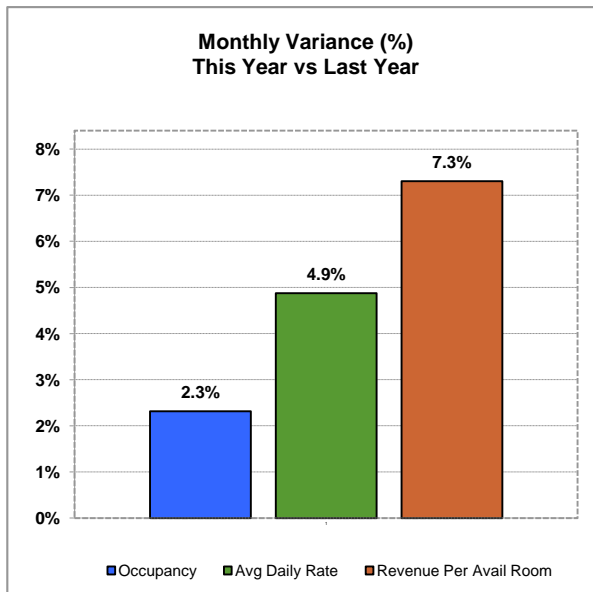




Monthly Hotel Report - Total United States - March 2015

	Month		3 Months Ending		Year to Date	
	Mar 2015	% Change	Mar 2015	% Change	Mar 2015	% Change
Occupancy	66.8%	2.3%	61.1%	3.1%	61.1%	3.1%
Average Daily Rate	\$120.38	4.9%	\$117.05	4.7%	\$117.05	4.7%
Revenue Per Available Room	\$80.44	7.3%	\$71.53	7.9%	\$71.53	7.9%



Source: STR

You may quote this data when properly attributing it to STR, Inc.

For additional information about specific markets or STR chain scales please contact STR at 615-824-8664, or e-mail: info@str.com.

Date Created: April 17, 2015