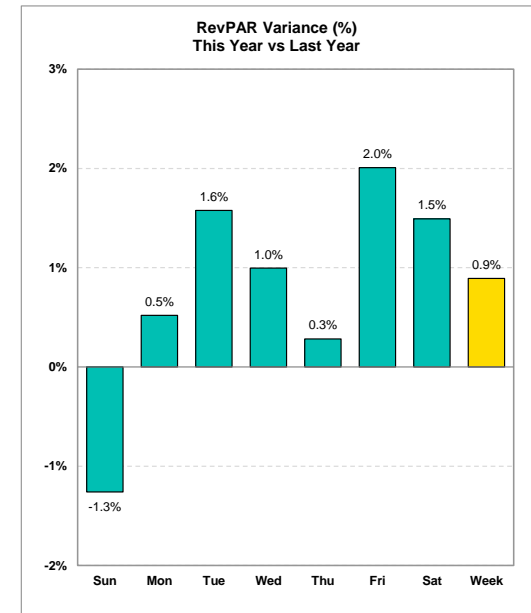
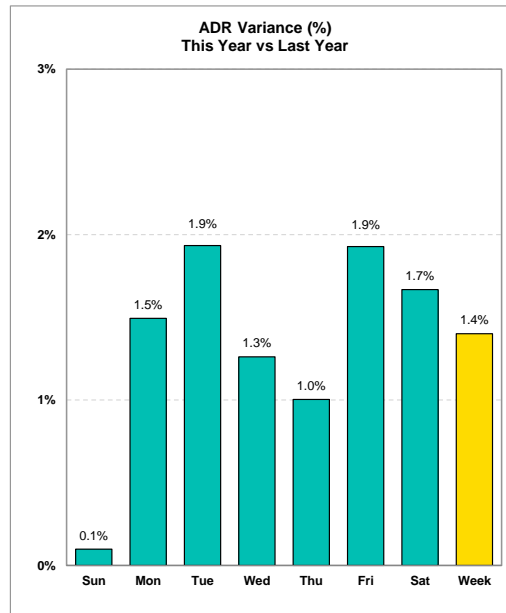
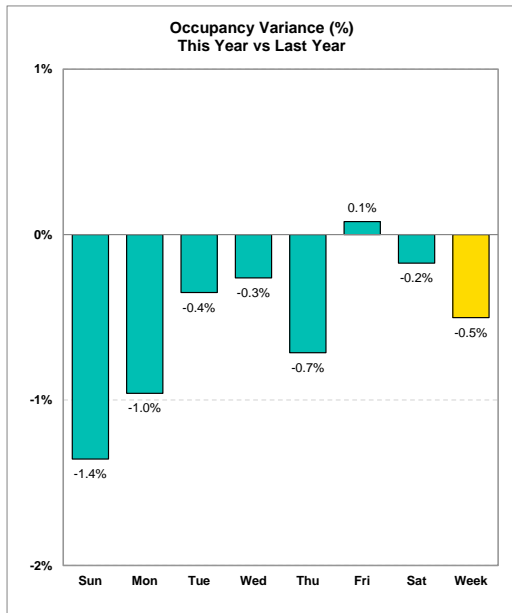




## Weekly Hotel Report - Total United States - Week of June 23, 2019 - June 29, 2019

|                                   | Actual Jun 23, 2019 - Jun 29, 2019 |           |           |           |           |           |           |          | Percent Change from Previous Year |           |           |           |           |           |           |       |
|-----------------------------------|------------------------------------|-----------|-----------|-----------|-----------|-----------|-----------|----------|-----------------------------------|-----------|-----------|-----------|-----------|-----------|-----------|-------|
|                                   | 23-Jun-19                          | 24-Jun-19 | 25-Jun-19 | 26-Jun-19 | 27-Jun-19 | 28-Jun-19 | 29-Jun-19 | Total    | 24-Jun-18                         | 25-Jun-18 | 26-Jun-18 | 27-Jun-18 | 28-Jun-18 | 29-Jun-18 | 30-Jun-18 | Total |
|                                   | Sun                                | Mon       | Tue       | Wed       | Thu       | Fri       | Sat       | Week     | Sun                               | Mon       | Tue       | Wed       | Thu       | Fri       | Sat       | Week  |
| <b>Occupancy</b>                  | 61.5%                              | 74.5%     | 79.1%     | 78.5%     | 74.3%     | 78.5%     | 82.0%     | 75.5%    | -1.4%                             | -1.0%     | -0.4%     | -0.3%     | -0.7%     | 0.1%      | -0.2%     | -0.5% |
| <b>Average Daily Rate</b>         | \$126.40                           | \$135.97  | \$139.99  | \$136.93  | \$128.39  | \$132.07  | \$135.18  | \$133.83 | 0.1%                              | 1.5%      | 1.9%      | 1.3%      | 1.0%      | 1.9%      | 1.7%      | 1.4%  |
| <b>Revenue Per Available Room</b> | \$77.68                            | \$101.24  | \$110.77  | \$107.49  | \$95.36   | \$103.61  | \$110.81  | \$100.99 | -1.3%                             | 0.5%      | 1.6%      | 1.0%      | 0.3%      | 2.0%      | 1.5%      | 0.9%  |



Source: STR

Please do not publish or distribute this report. You may cite specific data points when properly sourcing STR. For additional information about specific markets or STR Chain Scales, please contact STR at +1 (615) 824 8664, or e-mail [media@str.com](mailto:media@str.com).

Date Created: July 02, 2019