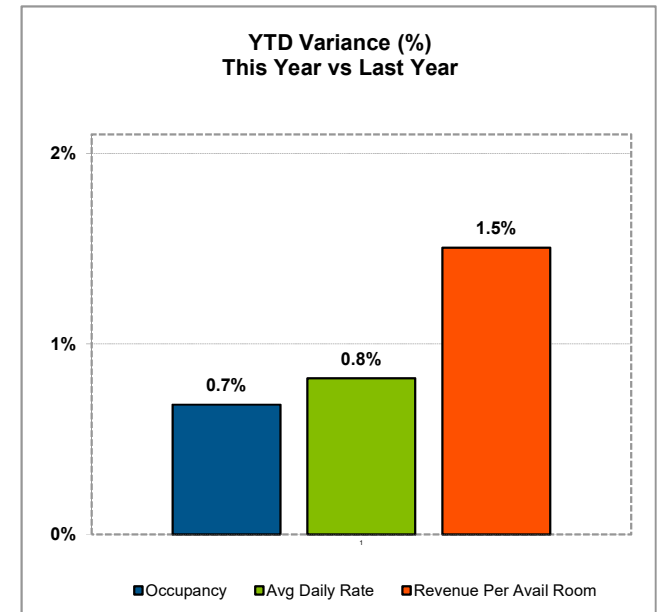
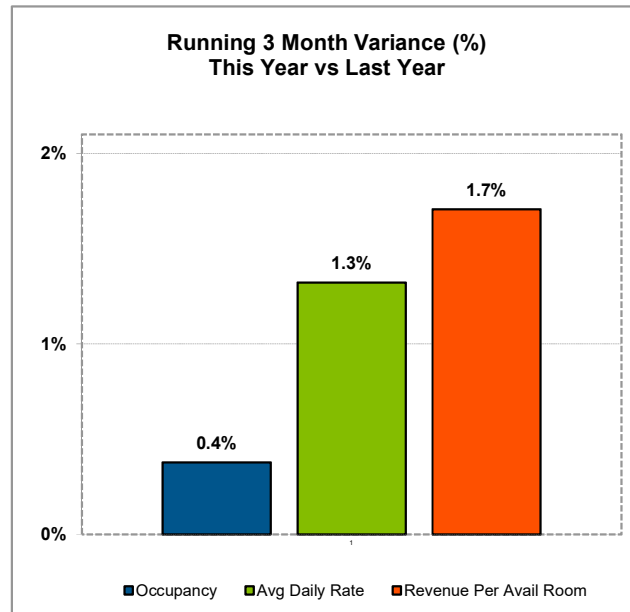
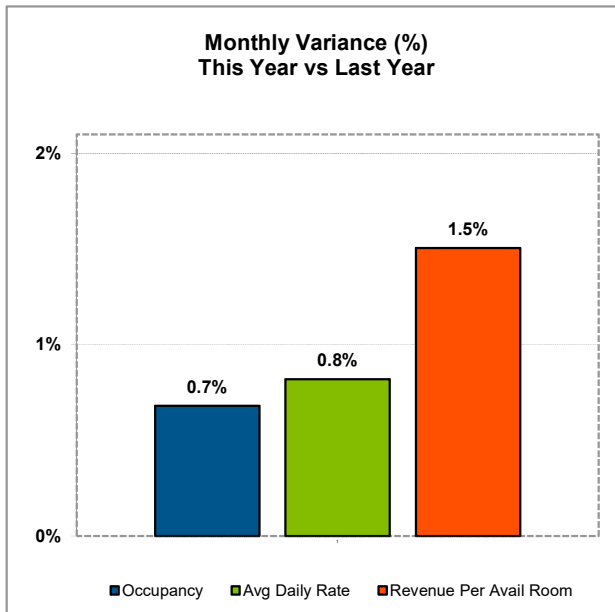




Monthly Hotel Report - Total United States - January 2019

	Month		3 Months Ending		Year to Date	
	Jan 2019	% Change	Jan 2019	% Change	Jan 2019	% Change
Occupancy	54.8%	0.7%	56.8%	0.4%	54.8%	0.7%
Average Daily Rate	\$124.39	0.8%	\$124.37	1.3%	\$124.39	0.8%
Revenue Per Available Room	\$68.13	1.5%	\$70.64	1.7%	\$68.13	1.5%



Source: STR

Please do not publish or distribute this report. You may cite specific data points when properly sourcing STR. For additional information about specific markets or STR Chain Scales, please contact STR at +1 (615) 824 8664, or e-mail media@str.com.

Date Created: February 19, 2019